


Overview

HP Z640 Workstation



1. Integrated Front Handle
2. Dedicated 9.5mm Optical Drive Bay
3. Power Button
4. HDD Activity LED
5. Front I/O: 4 USB 3.0 with Charging Port (topmost port), 1 Microphone, 1 Headset

Overview



- | | |
|---|---|
| <ul style="list-style-type: none"> 6. 2 External 5.25" Bays 7. 2 Internal 3.5" Bays 8. 6 6Gb/s SATA Ports 9. Rear Flip-Up Handle 10. 925W, 90% Efficient Power Supply 11. Rear I/O: Rear Power Button, 4 USB 3.0, 2 USB 2.0, PS/2 Ports, 1 RJ-45 to Integrated GbE, 1 Audio Line In, 1 Audio Line Out | <ul style="list-style-type: none"> 12. Intel Xeon Processors: E5-1600 v3 family or E5-2600 v3 family 13. 4 DIMM Slots for DDR4 ECC Registered Memory 14. 2nd CPU and Memory Riser Module with 4 DIMM slots 15. 2 PCIe x16 Gen 3 Slots 16. 1 PCIe x8 Gen 3, 1 PCIe x1 Gen 2, 1 PCIe x4 Gen 2, 1 PCI Slot |
|---|---|

Overview

Form Factor	Rackable Minitower
Operating Systems	Preinstalled: <ul style="list-style-type: none"> • Windows 7 Professional 64-bit • Windows 8.1 Pro 64-bit • Windows 8.1 Pro 64 downgrade to Windows 7 Professional 64-bit

Overview

	<p>Windows 8.1 Emerging Market</p> <ul style="list-style-type: none"> • Ubuntu 14.04 • HP Installer Kit for Linux (includes drivers for 64-bit OS versions of RHEL 6.6, RHEL 7, SUSE Linux Enterprise Desktop 11, Ubuntu 14.04) • Red Hat Enterprise Linux Desktop (Paper license with 1 year support; no preinstalled OS) <p>Supported:</p> <ul style="list-style-type: none"> • Windows 7 Enterprise 64-bit • Windows 8/8.1 Enterprise 64-bit • Red Hat Enterprise Linux Desktop 6, 7 • SUSE Linux Enterprise Desktop 11 SP3 <p>Notes: For detailed OS/hardware support information for Linux, see: http://www.hp.com/support/linux_hardware_matrix</p>
--	---

Available Processors

Name	Cores	Clock Speed (GHz)	Cache (MB)	Memory Speed (MHz)	QPI (GT/s)	Hyper-Threading	Featuring Intel® vPro™ Technology	Intel® Turbo Boost Technology ¹	TDP (W)
Intel® Xeon® E5-1680 v3 processor	8	3.2	20	2133	–	YES	YES	3, 6	140
Intel Xeon E5-1660 v3 processor	8	3.0	20	2133	–	YES	YES	3, 5	140
Intel Xeon E5-1650 v3 processor	6	3.5	15	2133	–	YES	YES	1, 3	140
Intel Xeon E5-1630 v3 processor	4	3.7	10	2133	–	YES	YES	1, 1	140
Intel Xeon E5-1620 v3 processor	4	3.5	10	2133	–	YES	YES	1, 1	140
Intel Xeon E5-1607 v3 processor	4	3.1	10	1866	–	NO	YES	N/A	140
Intel Xeon E5-1603 v3 processor	4	2.8	10	1866	–	NO	YES	N/A	140
Intel Xeon E5-2699 v3 processor	18	2.3	45	2133	9.6	YES	YES	5, 13	145
Intel Xeon E5-2697 v3 processor	14	2.6	35	2133	9.6	YES	YES	5, 10	145
Intel Xeon E5-2695 v3 processor	14	2.3	35	2133	9.6	YES	YES	5, 10	120
Intel Xeon E5-2683 v3 processor	14	2.0	35	2133	9.6	YES	YES	5, 10	120
Intel Xeon E5-2690 v3 processor	12	2.6	30	2133	9.6	YES	YES	5, 9	135
Intel Xeon E5-2680 v3 processor	12	2.5	30	2133	9.6	YES	YES	4, 8	120
Intel Xeon E5-2670 v3 processor	12	2.3	30	2133	9.6	YES	YES	3, 8	120
Intel Xeon E5-2660 v3 processor	10	2.6	25	2133	9.6	YES	YES	3, 7	105

Overview

Intel Xeon E5-2650 v3 processor	10	2.3	25	2133	9.6	YES	YES	3, 7	105
Intel Xeon E5-2667 v3 processor	8	3.2	20	2133	9.6	YES	YES	2, 4	135
Intel Xeon E5-2640 v3 processor	8	2.6	20	1866	8.0	YES	YES	2, 8	90
Intel Xeon E5-2630 v3 processor	8	2.4	20	1866	8.0	YES	YES	2, 8	85
Intel Xeon E5-2643 v3 processor	6	3.4	20	2133	9.6	YES	YES	2, 3	135
Intel Xeon E5-2620 v3 processor	6	2.4	15	1866	8.0	YES	YES	2, 8	85
Intel Xeon E5-2609 v3 processor	6	1.9	15	1600	6.4	NO	YES	N/A	85
Intel Xeon E5-2603 v3 processor	6	1.6	15	1600	6.4	NO	YES	N/A	85
Intel Xeon E5-2637 v3 processor	4	3.5	15	2133	9.6	YES	YES	1, 2	135
Intel Xeon E5-2623 v3 processor	4	3.0	10	1866	8.0	YES	YES	3, 5	105

¹The specifications shown in this column represent the following: (all core maximum turbo steps, one core maximum turbo steps). Turbo boost stepping occurs in 100MHz increments. Processors that do not have turbo functionality are denoted as N/A.

NOTE: Z640 systems configured with an E5-1600 series processor may not add a 2nd processor. To support two processors, an E5-2600 series processor must be chosen.

Available Processor Disclaimers

When ordering two processors, the second processor must be the same as the first. Intel processor numbers are not a measurement of higher performance. Processor numbers differentiate features within each processor family, not across different processor families. See: http://www.intel.com/products/processor_number/ for details.

Multi-Core technologies are designed to improve performance of multithreaded software products and hardware-aware multitasking operating systems and may require appropriate operating system software for full benefits; check with software provider to determine suitability; Not all customers or software applications will necessarily benefit from use of these technologies.

64-bit computing on Intel® 64 architecture requires a computer system with a processor, chipset, BIOS, operating system, device drivers, and applications enabled for Intel® 64 architecture. Processor will not operate (including 32-bit operation) without an Intel® 64 architecture-enabled BIOS. Performance will vary depending on your hardware and software configurations. See: <http://www.intel.com/info/em64t> for more information.

Color

Hematite Brushed Aluminum and HP Black

I/O Expansion Slots(see system board section for more details)

Slot 1 (top):

PCI Express Gen2 x1 with open-ended connector*

Full-height, Half-length

(Not available when 2nd processor/memory module is installed)

Slot 2:

PCI Express Gen3 x16

Full-height, Full-length (with extender)

Overview

Slot 3:

PCI Express Gen2 x4 with open-ended connector*
Full-height, Full-length (with extender)

Slot 4:

PCI Express Gen3 x8 with open-ended connector*
Full-height, Full-length (with extender)

Slot 5:

PCI Express Gen3 x16
Full-height, Full-length (with extender)

Slot 6:

PCI 32bit/33MHz
Full-height, Full-length (with extender)

* Open-ended connector allows a greater bandwidth (e.g., x16) card to be installed physically into a lower bandwidth connector/slot.

Expansion Bays (see Storage section for more details)

2 internal 3.5" bays (with acoustic dampening rail assemblies preinstalled)
2 external 5.25" bays

- 3rd and 4th 3.5" HDD each occupy one external bay
- 3rd and 4th 2.5" HDD/SSD occupy a single external bay within a 2:1 carrier

 1 dedicated 9.5mm slim optical disk drive bay

Front I/O

4 USB 3.0, 1 Headset, 1 Microphone

Rear I/O

4 USB 3.0, 2 USB 2.0, 2 PS/2, 1 RJ-45 (NIC), 1 Audio Line-In, 1 Audio Line-Out. Serial supported with optional connector on PCI bracket cabled to system board connector.

Internal USB

2 USB 2.0 ports available with a single 2x5 header. The 2x5 header can be converted to a standard (Type-A) USB connector through the use one HP Internal USB Port Kit (EM165AA). This port kit uses one half of the 2x5 header. The 2x5 header also supports up to one 15-in-1 Media Card Reader.
1 USB 3.0 port available by a 2x10 header.

Chassis Dimensions
(H x W x D)

Footprint Dimensions:

H: 17.45" [442.9mm]
W: 6.75" [171.45mm]
D: 18.3" [464.8mm] (measured to the rear of service panel)

Maximum Dimensions:

H: 17.45" [442.9mm]
W: 6.75" [171.45mm]
D: 18.65" [473.3mm] (measured to rear PCIe retainer clips)

Rack utilization: 4U

System Weight

Actual weight depends upon configuration
Minimum configuration: 15.0 kg (33.1 lbs.)
Typical configuration: 17.0 kg (37.5 lbs.)

Overview

	Maximum configuration: 21.8 kg (48.0 lbs.)	
Temperature	Operating:	5° to 35°C (40° to 95° F)
	Non-operating	-40° to 60°C (-40° to 140°F)
Humidity	Operating:	8% to 85% relative humidity, non-condensing
	Non-operating	8% to 90% relative humidity, non-condensing
Maximum Altitude (non-pressurized)	Operating:	3,048m (10,000ft)
	Non-operating	9,144m (30,000ft)
Power Supply	Tool-free 925W 90% Efficient wide-ranging, active Power Factor Correction, with two graphics power cables	
	The Power Supply Efficiency Report for this product may be found at this link: http://www.plugloadsolutions.com/psu_reports/HEWLETT%20PACKARD_D12-925P1A_925W_ECOS%203892_Report%20(2).pdf	
Interfaces Supported	15-in-1 Media Card Reader (optional) 6-channel SATA interfaces (6 @ 6.0 Gb/s). 6 channels are eSATA configurable for use with eSATA CTO/AMO Kit (No hot plug / hot swap supported). USB 2.0, USB 3.0 Factory integrated RAID available for SATA/SAS drives (RAID 0, 0 Data, 1, 5, and 10)	
Workstation ISV Certifications	See the latest list of certifications at http://www.hp.com/united-states/campaigns/workstations/partnerships.html	

Supported Components

Processors

	Factory Configured	Option Kit	Option Kit Part Number	Support Notes
Intel Xeon E5-1600 v3 Series CPU				
Intel Xeon E5-1680 v3 3.2 2133 8C CPU	Y	N		
Intel Xeon E5-1660 v3 3.0 2133 8C CPU	Y	N		
Intel Xeon E5-1650 v3 3.5 2133 6C CPU	Y	N		
Intel Xeon E5-1630 v3 3.7 2133 4C CPU	Y	N		
Intel Xeon E5-1620 v3 3.5 2133 4C CPU	Y	N		
Intel Xeon E5-1607 v3 3.1 1866 4C CPU	Y	N		
Intel Xeon E5-1603 v3 2.8 1866 4C CPU	Y	N		

	Factory Configured	Option Kit	Option Kit Part Number	Support Notes
Z640 Intel Xeon E5-2600 v3 Series CPU				
Xeon E5-2699 v3 2.3 2133 18C CPU	Y	Y	J9P85AA	
Xeon E5-2697 v3 2.6 2133 14C CPU	Y	Y	J9P86AA	
Xeon E5-2695 v3 2.3 2133 14C CPU	Y	Y	J9P87AA	
Xeon E5-2683 v3 2.0 2133 14C CPU	Y	Y	J9P90AA	
Xeon E5-2690 v3 2.6 2133 12C CPU	Y	Y	J9P88AA	
Xeon E5-2680 v3 2.5 2133 12C CPU	Y	Y	J9P91AA	
Xeon E5-2670 v3 2.3 2133 12C CPU	Y	Y	J9P92AA	
Xeon E5-2660 v3 2.6 2133 10C CPU	Y	Y	J9P94AA	
Xeon E5-2650 v3 2.3 2133 10C CPU	Y	Y	J9P95AA	
Xeon E5-2667 v3 3.2 2133 8C CPU	Y	Y	J9P89AA	
Xeon E5-2640 v3 2.6 1866 8C CPU	Y	Y	J9P97AA	
Xeon E5-2630 v3 2.4 1866 8C CPU	Y	Y	J9P98AA	
Xeon E5-2643 v3 3.4 2133 6C CPU	Y	Y	J9P93AA	
Xeon E5-2620 v3 2.4 1866 6C CPU	Y	Y	J9Q00AA	
Xeon E5-2609 v3 1.9 1600 6C CPU	Y	Y	J9Q01AA	
Xeon E5-2603 v3 1.6 1600 6C CPU	Y	Y	J9Q02AA	
Xeon E5-2637 v3 3.5 2133 4C CPU	Y	Y	J9P96AA	
Xeon E5-2623 v3 3.0 1866 4C CPU	Y	Y	J9P99AA	

Note 1: When ordering two processors, the second processor must be the same as the first. Intel processor numbers are not a measurement of higher performance. Processor numbers differentiate features within each processor family, not across different processor families. See: http://www.intel.com/products/processor_number/ for details.

Multi-Core technologies are designed to improve performance of multithreaded software products and hardware-aware multitasking operating systems and may require appropriate operating system software for full benefits; check with software provider to determine suitability; Not all customers or software applications will necessarily benefit from use of these technologies.

64-bit computing on Intel® 64 architecture requires a computer system with a processor, chipset, BIOS, operating system, device drivers, and applications enabled for Intel® 64 architecture. Processor will not operate (including 32-bit operation) without an Intel® 64 architecture-enabled BIOS. Performance will vary depending on your hardware and software configurations. See: <http://www.intel.com/info/em64t> for more information.

Supported Components

Z640 processor AMO kits include:

- 2nd CPU/Memory Module (riser)
- processor
- heatsink

First processor (CPU0) upgrades are not supported by HP.

Monitors / Displays

	Factory Configured	Option Kit	Option Kit Part Number	Support Notes
HP Z Display Z30i 30-inch IPS LED Backlit Monitor				
HP Z Display Z27i 27-inch IPS LED Backlit Monitor				
HP Z Display Z24i 24-inch IPS LED Backlit Monitor				
HP Z Display Z23i 23-inch IPS LED Backlit Monitor				
HP Z Display Z22i 21.5-inch IPS LED Backlit Monitor				
HP DreamColor Z27x Professional Display				
HP DreamColor Z24x Professional Display				

Supported Components

Storage/Hard Drives

SAS Hard Drives

	Factory Configured	Option Kit	Option Kit Part Number	Support Notes
SAS Hard Drives for HP Workstations				
HP 1.2TB SAS 10K SFF HDD	Y	Y	E2P04AA	
HP 600GB SAS 10K SFF HDD	Y	Y	A2Z21AA	
HP 300GB SAS 10K SFF HDD	Y	Y	A2Z20AA	
600GB SAS 15K SFF HDD	Y	Y	L5B75AA	
300GB SAS 15K SFF HDD	Y	Y	L5B74AA	

NOTES:

Up to (4) 2.5-inch 15K rpm SAS drives: 300, 600 GB; 2.4 TB max

Up to (4) 2.5-inch 10K rpm SAS drives: 300, 600 GB, 1.2 TB; 4.8 TB max

NOTE: SAS controller add-in card required

NOTE: 3rd and 4th SFF SAS HDDs require and will be automatically installed into a single 2:1 5.25" external bay adapter. This hardware is required when installing 3rd/4th HDDs using Aftermarket Option (AMO) drives.

Removable Boot Drive option

SATA Hard Drives

SATA Hard Drives for HP Workstations

500GB SATA 7200 rpm 6Gb/s 3.5" HDD	Y	Y	LQ036AA	
1TB SATA 7200 rpm 6Gb/s 3.5" HDD	Y	Y	LQ037AA	
2.0TB SATA 7200 rpm 6Gb/s 3.5" HDD	Y	Y	QB576AA	
3.0TB SATA 7200 rpm 6Gb/s 3.5" HDD	Y	Y	QF298AA	
4TB SATA 7200 rpm 6Gb/s 3.5" HDD	Y	Y	K4T76AA	
500GB SATA 7.2K SED SFF HDD	Y	Y	D8N29AA	
1TB SATA 7200 rpm 8GB 3.5" SSHD (hybrid)	Y	Y	M7S54AA	

NOTES:

Up to (4) 3.5-inch 7200 rpm SATA drives: 500 GB, 1.0, 2.0, 3.0, 4.0 TB; 16.0 TB max

Up to (1) 2.5-inch SATA Self-Encrypting Drive (SED): 500 GB Opal 1

Up to (1) 3.5-inch 7200 RPM SATA Solid State Hybrid Drive (SSHD): 1TB + 8GB NAND

NOTE: 3rd and 4th HDDs require and will be automatically installed into a 3.5" to 5.25" external bay adapter. This hardware is required when installing 3rd/4th HDDs using Aftermarket Option (AMO) drives.

Removable Boot Drive option

Supported Components

SATA Solid State Drives (SSDs)

HP Solid State Drives (SSDs) for Workstations

HP 128GB SATA 6Gb/s SSD	Y	Y	A3D25AA
HP 256GB SATA 6Gb/s SSD	Y	Y	A3D26AA
HP 512GB SATA 6Gb/s SSD	Y	Y	D8F30AA
HP 1TB SATA 6Gb/s SSD	Y	Y	F3C96AA
Intel Pro 1500 180GB SATA SSD	Y	Y	F5Z70AA
Samsung Enterprise 240GB SATA SSD	Y	Y	F0W94AA
Samsung Enterprise 480GB SATA SSD	Y	Y	F0W95AA
HP 256GB SATA 6Gb/s SED Opal 2 SSD			

NOTES:

Up to (4) 2.5-inch 6Gb/s SATA Solid State Drives: 128, 256, 512 GB, 1 TB; 4.0 TB max

Up to (1) 2.5-inch 6Gb/s SATA Self-Encrypting Solid State Drive (SED SSD): 256 GB Opal 2

Up to (4) 2.5-inch Intel Pro 1500 6Gb/s SATA Solid State Drive: 180 GB; 720 GB max

Up to (4) 2.5-inch Samsung Enterprise 6Gb/s SATA Solid State Drives: 240, 480 GB; 1.9 TB max

NOTE: 3rd and 4th SSDs require and will be automatically installed into a single 2:1 5.25" external bay adapter. This hardware is required when installing 3rd/4th SSDs using Aftermarket Option (AMO) drives.

PCIe SSDs

PCIe SSDs for HP Workstations

HP Z Turbo Drive 512GB SSD	Y	Y	G3G89AA
HP Z Turbo Drive 256GB SSD	Y	Y	G3G88AA
HP Z Turbo Drive G2 512GB SSD	Y	Y	M1F74AA
HP Z Turbo Drive G2 256GB SSD	Y	Y	M1F73AA

NOTES:

Up to (2) PCI Express Solid State Drives: 256, 512 GB; 1.0 TB max

PCIe SSDs are not available with SAS controller or SAS HDDs

NOTES

For hard drives, 1 GB = 1 billion bytes; TB = 1 trillion bytes. Actual formatted capacity is less. Up to 12 GB of hard drive (or system disk) is reserved for the system recovery software (XP and XP Pro). Up to 3 GB of system disk is reserved for system recovery software (Vista).

Hard Drive Controllers

	Factory Configured	Option Kit	Option Kit Part Number	Support Notes
Integrated SATA 6.0 Gb/s Controller				
Integrated SATA 6.0 Gb/s Controller	Y	N		Six ports
Factory integrated RAID on motherboard for SATA drives				
RAID 0 Configuration – Striped Array	Y	N		Note 1
RAID 1 Configuration – Mirrored Array	Y	N		Note 1
RAID 10 Configuration - Striped/Mirrored Array	Y	N		Note 1
RAID 0 Data Configuration -- Boot/OS Drive + 2 Drive Striped Array	Y	N		Note 1

Supported Components

LSI 9217-4i4e 8-port SAS 6Gb/s RAID Card

LSI 9217-4i4e 8-port SAS 6Gb/s RAID Card	Y	Y	E0X20AA
--	---	---	---------

LSI 9270-8i SAS 6Gb/s ROC RAID Card and iBBU9 Battery Backup Unit

LSI 9270-8i SAS 6Gb/s ROC RAID Card	Y	Y	E0X21AA
-------------------------------------	---	---	---------

Integrated RAID for PCIe SSDs

RAID 0 Data Configuration	Y	N	Note 3
---------------------------	---	---	--------

SATA hardware RAID is supported on Linux systems that have support for the Intel RSTe technology. The Linux kernel, with built-in software RAID, provides excellent functionality and performance. It is a good alternative to hardware-based RAID. Please visit

http://www.hp.com/support/linux_hardware_matrix for RAID capabilities with Linux.

All drives must be identical in type and capacity.

RAID arrays greater than 2 TB are fully supported.

NOTE 1: Requires hard drives with identical speed, capacity, and interface.

NOTE 2: Specific user-configured hardware SAS RAID configurations are supported on this Linux system. IS: Striping of 2 or more HDDs into a single logical volume

IM: Mirroring of 2 HDDs into a single logical volume

IME: Mirroring of 3 or more HDDs into a single logical volume.

For details, please visit http://www.hp.com/support/linux_hardware_matrix

NOTE 3: PCIe SSDs NOT available for Boot RAID Configuration

Graphics

	Factory Configured	Option Kit	Option Kit Part Number	Support Notes	Supported # of cards	Mixed?
Professional 2D						
NVIDIA NVS 310 512MB Graphics	Y	Y	A7U59AA	Note 1, 2	4	-
NVIDIA NVS 315 1GB Graphics	Y	Y	E1U66AA	Note 2	4	-
NVIDIA NVS 510 2GB Graphics	Y	Y	C2J98AA	Note 1	2	-

Graphics Cable Adapters

	Factory Configured	Option Kit	Option Kit Part Number	Support Notes	Supported # of cards	Mixed?
HP DisplayPort To DVI-D Adapter (4-Pack)	Y	N			1	-
HP DisplayPort To VGA Adapter 2nd	Y	N			1	-
HP DisplayPort To DVI-D Adapter (6-Pack)	Y	N			1	-
HP DisplayPort To DVI-D Adapter (2-Pack)	Y	N			1	-
HP DisplayPort to Dual Link DVI Adapter	Y	Y	NR078AA		1	-
HP DisplayPort To VGA Adapter	Y	Y	AS615AA		1	-
HP DisplayPort To DVI-D Adapter	Y	Y	FH973AA		1	-

Entry 3D

NVIDIA Quadro K420 1GB Graphics	Y	Y	J3G86AA		2	-
---------------------------------	---	---	---------	--	---	---

Supported Components

NVIDIA Quadro K620 2GB Graphics	Y	Y	J3G87AA	2	-
Mid-range 3D					
NVIDIA Quadro K2200 4GB Graphics	Y	Y	J3G88AA	2	-
AMD FirePro W2100 2GB Graphics	Y	Y	J3G91AA	2	-
AMD FirePro W5100 4GB Graphics	Y	Y	J3G92AA	2	
High End 3D					
NVIDIA Quadro K4200 4GB Graphics	Y	Y	J3G89AA	2	-
NVIDIA Quadro K5200 8GB Graphics	Y	Y	J3G90AA	2	-
NVIDIA Quadro K6000 12GB Graphics	Y	Y	C2J96AA	1	No
NVIDIA Quadro M6000 12GB Graphics	Y	Y	L2K02AA	1	
AMD FirePro W7100 8GB Graphics	Y	Y	J3G93AA	2	

NOTE 1: If 1st card is NVS 510, 2nd card must be NVS 510 or NVS 310.

NOTE 2: 4th NVS 310 or NVS 315 supported as AMO-only

High Performance GPU Computing

	Factory Configured	Option Kit	Option Kit Part Number	Support Notes
NVIDIA Tesla K40 Workstation Coprocessor	Y	Y	F4A88AA	Note 1

NOTE 1: Tesla K40 is supported with QK5200, QK620 or QK2200.

Not supported with 2 graphics cards.

Not supported with OS WIN7 32-bit.

Not supported with OS WIN8.0.

Memory

CTO

DDR4-2133 ECC Registered DIMMs

	Option Kit Part Number	Support Notes
4GB DDR4-2133 ECC Registered RAM	J9P81AA	1,2
8GB DDR4-2133 ECC Registered RAM	J9P82AA	1,2
16GB DDR4-2133 ECC Registered RAM	J9P83AA	1,2
32GB DDR4-2133 ECC Load Reduced (LR) RAM	J9P84AA	1,2

NOTES:

For details on the supported memory configurations on the HP Z640 Workstation, please refer to the System Technical Specifications - System Board section of this document.

Each processor supports up to 4 channels of DDR4 memory. To realize full performance at least 1 DIMM must be inserted into each channel.

With single-processor configurations, 4 DIMM slots are available. 4 additional DIMM slots are available with the 2nd CPU & Memory Module.

The CPUs determine the speed at which the memory is clocked. If an 1866MT/s capable CPU is used in the system, the maximum speed the memory will run at is 1866MT/s, regardless of the specified speed of the memory.

ONLY registered and load reduced DDR4 DIMMs are supported.
DDR3 DIMMs ARE NOT SUPPORTED.

Supported Components

Multimedia and Audio Devices

	Factory Configured	Option Kit	Option Kit Part Number	Support Notes
Integrated Realtek HD ALC221 Audio	Y	N		

Optical and Removable Storage

	Factory Configured	Option Kit	Option Kit Part Number	Support Notes
HP SlimTray Optical Drives				
HP 9.5mm Slim SuperMulti DVD Writer	Y	Y	K3R64AA	
HP 9.5mm Slim DVD-ROM Drive	Y	Y	K3R63AA	Note 1
HP 9.5mm Slim BDXL Blu-Ray Writer	Y	Y	K3R65AA	Note 2
HP DX115 Removable Drive Enclosure				
HP DX115 Removable HDD Frame/Carrier	N	Y	FZ576AA	Note 3
HP DX115 Removable HDD Carrier	N	Y	NB792AA	Note 4
HP 15-in-1 Media Card Reader				
HP 15-in-1 Media Card Reader	Y	Y	G1S79AA	

Actual speeds may vary. Does not permit copying of commercially available DVD movies or other copyright protected materials. Intended for creation and storage of your original material and other lawful uses. Double Layer discs can store more data than single layer discs. However, double-layer discs burned with this drive may not be compatible with many existing single-layer DVD drives and players.

With Blu-ray, certain disc, digital connection, compatibility and/or performance issues may arise, and do not constitute defects in the product. Flawless playback on all systems is not guaranteed. In order for some Blu-ray titles to play, they may require a DVI or HDMI digital connection and your display may require HDCP support. HD-DVD movies cannot be played on this workstation.

NOTE 1: Not supported as a 2nd Optical Drive.

NOTE 2: Cannot be ordered in combination with another Blu-ray Writer.

NOTE 3: Only one DX115 device can be installed into Z640. This device can only be installed into the top optical (5.25") bay.

NOTE 4: Carrier requires a Z640 to have the DX115 frame installed. This part number is for the carrier only.

Controller Cards

	Factory Configured	Option Kit	Option Kit Part Number	Support Notes
HP IEEE 1394b FireWire® PCIe Card	Y	Y	NK653AA	
HP Thunderbolt™ 2 PCIe 1-port I/O Card	Y	Y	F3F43AA	Note 1

NOTE 1: Compatible with NVIDIA Quadro K620, K2200, K4200, and K5200 only.

Networking and Communications

	Factory Configured	Option Kit	Option Kit Part Number	Support Notes
--	--------------------	------------	------------------------	---------------

Supported Components

Integrated Intel I218LM PCIe GbE Controller	Y	N		
Intel Ethernet I210-T1 PCIe NIC	Y	Y	E0X95AA	
HP X520 10GbE Dual Port Adapter	Y	Y	C3N52AA	
HP 10GbE SFP+ SR Transceiver	Y	Y	C3N53AA	
HP 10GbE SFP+ SR Transceiver	Y	Y	C3N53AA	
HP 361T PCIe Dual Port Gigabit NIC	N	Y	C3N37AA	Note 1
Intel 7260 802.11 a/b/g/n PCIe WLAN NIC*	Y	Y	F2P07AA	

NOTE 1: "Gigabit" Ethernet indicates compliance with IEEE standard 802.3ab for Gigabit Ethernet, and does not connote actual operating speed of 1 Gb/sec. For high speed transmission, connection to a Gigabit Ethernet server and network infrastructure is required.

* Wireless access point and internet service required. Availability of public wireless access points limited.

Racking and Physical Security

	Factory Configured	Option Kit	Option Kit Part Number	Support Notes
HP Solenoid Hood Lock & Hood Sensor	Y	N		
HP Business PC Security Lock Kit	N	Y	PV606AA	
HP Z6/8 Adjustable Rail Rack Kit, Flush Mount	N	Y	B8S55AA	

Input Devices

	Factory Configured	Option Kit	Option Kit Part Number	Support Notes
HP PS/2 Keyboard	Y	Y	QY774AA	
HP USB Keyboard	Y	Y	QY776AA	
HP USB Smart Card Keyboard	Y	Y	E6D77AA	
HP Wireless Keyboard and Mouse	Y	Y	QY449AA	
HP PS/2 Mouse	Y	Y	QY775AA	
HP USB Optical Mouse	Y	Y	QY777AA	
HP USB 1000dpi Laser Mouse	Y	Y	QY778AA	
HP USB Optical 3-Button 2.9M OEM Mouse	Y	Y	ET424AA	
HP SpaceMouse Pro USB 3D Input Device	N	Y	B4A20AA	
HP SpacePilot Pro 3D USB Intelligent Controller	N	Y	WH343AA	
3Dconnexion CADMouse	Y	Y	M5C35AA	

Other Hardware

	Factory Configured	Option Kit	Option Kit Part Number	Support Notes
HP Internal USB Port Kit	N	Y	EM165AA	Note 1
HP eSATA PCI Cable Kit	N	Y	GM110AA	Note 2

Supported Components

HP Serial Port Adapter	Y	Y	PA716A	
HP Optical Bay HDD Mounting Bracket	N	Y	NQ099AA	Note 3
HP 2.5in HDD/SSD 2-in-1 ODD Bay Bracket	N	Y	K4T74AA	Note 4
HP Power Cord Kit	N	Y	DM293A	
HP Workstation Mouse Pad	Y	N		Japan only
HP ENERGY STAR® Enabled Configuration	Y	N		

Note 1: The HP Internal USB Port kit has a single USB 2.0 type A connector.

Note 2: No hot plug / hot swap supported

Note 3: NQ099AA used to install 3rd/4th 3.5" HDDs in Z640 in the factory or when purchasing Aftermarket Option (AMO) drives

Note 4: K4T74AA used to install 3rd/4th 2.5" HDD/SSDs in Z640 in the factory or when purchasing Aftermarket Option (AMO) drives

Software

	Factory Configured	Option Kit	Option Kit Part Number	Support Notes
HP Performance Advisor	Y	Y		Note 1
HP Remote Graphics Software (RGS) 6.0	Y	Y		Note 2
MS Office Home & Business 2013	Y	N		Note 3
Cyberlink Media Suite & PowerDVD	Y	N		
Foxit PhantomPDF Express	Y	N		

NOTE 1: Available as a free download here: <http://www.hp.com/go/performanceadvisor>

NOTE 2: Supported operating systems:

- Windows 7 Professional 32/64
- Windows 8 Professional 32/64
- RHEL v6.5
- SLED 11 SP3

For more information, go to: <http://www.hp.com/go/rqs>

NOTE 3: Must select as a Configure to Order option.

Operating Systems

	Support Notes
Windows 8.1 Pro 64-bit	
Windows 8.1 Pro Downgrade to Windows 7 Professional 64-bit	
Windows® 7 Professional (MSNA) 64-bit	(National Academic)
HP Linux Installer Kit	
Red Hat Enterprise Linux (RHEL) Workstation - Paper License (1yr)	Note 1
Ubuntu 14.04	

NOTE 1: This second OS must be ordered with the HP Linux Installer Kit as the first OS

System Technical Specifications

System Board

System Board Form Factor	Main System Board: 24 x 31 cm 9.6 x 12.2 inches 2nd CPU/Memory Board (optional): 14.9 x 29.2 cm 5.85 x 11.50 inches
Processor Socket	LGA2011R3 1st CPU on system board 2nd CPU on optional 2nd CPU/Memory Module
CPU Bus Speed	QPI: Up to 9.6GT/second, depending on processor
Chipset	Intel C612 Chipset
Super I/O Controller	Nuvoton NPCD379H (SIO-12)
Memory Expansion Slots	4 on system board(CPU0) + 4 on optional 2nd CPU/Memory Module(CPU1)
Memory Type Supported	DDR4, RDIMM (Registered), ECC: 4GB, 8GB and 16GB DDR4, LRDIMM (Load Reduced), ECC: 32GB
Memory Modes	NUMA (Non-Uniform Memory Architecture), Memory Node Interleave
Memory Speed Supported	1600MT/s, 1866MHz and 2133MT/s

System Technical Specifications

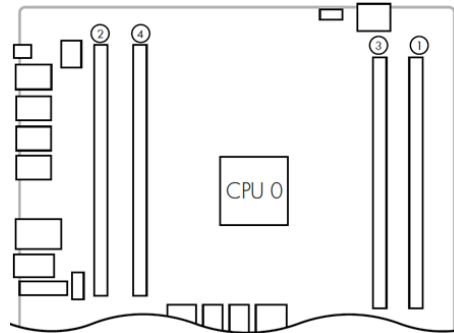
Single Processor						
CPU 0						
		Front Slots		Rear Slots		
Capacity	Notes	DIMM1	DIMM3	DIMM6	DIMM8	Rating
4 GB	*	4 GB				Fair
8 GB		4 GB 8 GB			4 GB	Good Fair
12 GB		4 GB	4 GB		4 GB	Better
16 GB		4 GB 8 GB	4 GB	4 GB	4 GB 8 GB	Best Good
24 GB	~	8 GB	4 GB	4 Gb	8 GB	Better
32 GB		8 GB 16 GB	8 GB	8 GB	8 GB 16 GB	Best Good
48 GB	~	16 GB	8 GB	8 GB	16 GB	Better
64 GB	~	16 GB 32 GB	16 GB	16 GB	16 GB 32 GB	Best Good
128 GB		32 GB	32 GB	32 GB	32 GB	Best
Slot Load Order		1	3	4	2	

Dual Processor										
		CPU 0				CPU 1				
		Front Slots		Rear Slots		Front Slots		Rear Slots		
Capacity	Notes	DIMM1	DIMM3	DIMM6	DIMM8	DIMM1	DIMM2	DIMM3	DIMM4	Rating
8 GB		4 GB				4 GB				Fair
16 GB		4 GB 8 GB			4 GB	4 GB 8 GB			4 GB	Good Fair
32 GB		4 GB 8 GB 16 GB	4 GB	4 GB	4 GB 8 GB	4 GB 8 GB 16 GB	4 GB	4 GB	4 GB 8 GB	Best Good Fair
48 GB	~	8 GB	4 GB	4 GB	8 GB	8 GB	4 GB	4 GB	8 GB	Better
64 GB		8 GB	8 GB	8 GB	8 GB	8 GB	8 GB	8 GB	8 GB	Best
96 GB	~	16 GB	8 GB	8 GB	16 GB	16 GB	8 GB	8 GB	16 GB	Better
128 GB		16 GB 32 GB	16 GB	16 GB	16 GB 32 GB	16 GB 32 GB	16 GB	16 GB	16 GB 32 GB	Best Good
256 GB		32 GB	32 GB	32 GB	32 GB	32 GB	32 GB	32 GB	32 GB	Best
Slot Load Order		1	5	7	3	2	6	8	4	

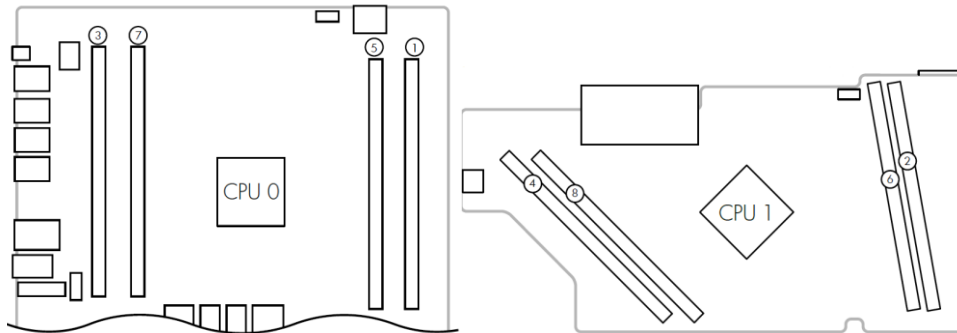
System Technical Specifications

Memory Loading Order:

Load Order for Single Processor Configuration



Load Order for Dual Processor Configuration



Maximum Memory

Supports up to 256GB with two processors.
Please refer to the table above for details on how supported memory configurations are installed in your system.

* For 32 bit operating systems, there is a memory limit of 4GB.

~ Although technically possible, these configurations are not available to order at this time.

Memory Configuration (Supported)

- Not all memory configurations possible are represented above.
- Only Registered and LR ECC DIMMs are supported.
- Do not install memory modules into memory slots if corresponding processor is not installed.
- Dual processor configurations with memory modules installed for only one processor is not supported.
- RDIMM (Registered) and LRDIMM (Load Reduced) memory cannot be mixed. All memory installed in the system must be either RDIMM or LRDIMM.

PCI Express Connectors

Slot 1 (top):

PCI Express Gen2 x1 with open-ended connector*
Full-height, Half-length
(not available when 2nd CPU/Memory Module is installed)

Slot 2:

PCI Express Gen3 x16
Full-height, Full-length (with extender)

Slot 3:

System Technical Specifications

PCI Express Gen2 x4 with open-ended connector*
Full-height, Full-length (with extender)

Slot 4:

PCI Express Gen3 x8 with open-ended connector*
Full-height, Full-length (with extender)

Slot 5:

PCI Express Gen3 x16
Full-height, Full-length (with extender)

* Open-ended connector allows a greater bandwidth (e.g. x16) card to be installed physically into a lower bandwidth connector/slot

PCI Connectors (5.0V)

Slot 6:

PCI 32bit/33MHz
Full-height, Full-length (with extender)

Supported Drive Interfaces

SATA

2 SATA @6Gb/s, supports RAID 0, 1 and NCQ.
4 sSATA @6Gb/s, Supports RAID 0,1,10 and NCQ.
Factory integrated RAID is Microsoft Windows only.

Serial Attached SCSI

Requires Optional PCIe card

Integrated RAID

SATA: RAID 0, 1
SSATA: RAID 0, 1, 10
RAID 0 configuration - striped array (supported and configure to order)
RAID 1 configuration - mirrored array (supported and configure to order)
RAID 5 parity striping (supported but not configure to order)
RAID 10 striped and mirrored array.

*HW RAID functionality not supported by Linux. Use SW RAID functionality provided in the Red Hat Operating system instead

Integrated Graphics

No

Network Controller

Integrated Intel I-218 Gbit LAN
Memory Integrated 3KB receive buffer and 3KB transmit buffer
Data rates supported 10/100/1000 Mb/s
Compliance IEEE 802.1as, 802.1p, 802.1Q, 802.3, 802.3ab, 802.3az, 802.3i, 802.3u, 802.3x, 802.3z
Bus architecture PCIe 1.0 x1 and SMBus
Power requirement 0.5 watts
Boot ROM support
Network transfer rates:
10BASE-T (half-duplex) 10 Mb/s
10BASE-T (full-duplex) 20 Mb/s

System Technical Specifications

100BASE-TX (half-duplex) 100 Mb/s
 1000BASE-T (full-duplex) 2000 Mb/s
 100BASE-TX (full-duplex) 200 Mb/s

Management capabilities: WOL, auto MDI crossover, PXE, Multi-port teaming, RSS, Advanced cable diagnostics. AMT 9.1 support, vPro compliant

SATA Connectors Supported on all SATA and sSATA ports configurable with optional eSATA* After-Market Option cable kit)
 * hot plug / hot swap not supported with eSATA

IEEE 1394 Connector(s) **Front** None
Rear 2 IEEE 1394b (requires optional PCIe card)
Internal None

USB Connector(s) **Front** 4 - USB 3.0
Rear 4 - USB 3.0
 2 - USB 2.0
Internal One 2x5 header with two USB 2.0 ports. The 2x5 header can be converted to a standard (Type-A) USB connector through the use one HP Internal USB Port Kit (EM165AA). This port kit uses one half of the 2x5 header.
 One 2x10 header with one USB 3.0 port.

HD Integrated Audio Realtek ALC221

Flash ROM Yes

CPU Fan Header One for each CPU socket

Chassis Fan Header Rear System Chassis Fan Header
 Front System Chassis Fan Header

CMOS Battery Holder – Lithium Yes

Power Supply Headers Yes

Power Switch, Power LED & Hard Drive LED Header Yes (includes speaker and intrusion sensor signals)

Clear Password Jumper Yes

Serial Port One internal header

Parallel Port No

Keyboard/Mouse PS/2

System Technical Specifications

Z640 Required Power Supply Info	
Power Supply	925W 90% Efficient, Custom PSU (Wide Ranging, Active PFC)
Operating Voltage Range	90–269 VAC
Rated Voltage Range	100–240 V
Rated Line Frequency	50–60 Hz
Operating Line Frequency Range	47–66 Hz
Rated Input Current	11.3 A @ 100-240 V
Heat Dissipation (Configuration and software dependent)	Typical = 2105 btu/hr (530 kcal/hr) Maximum = 3629 btu/hr (914 kcal/hr)
Power Supply Fan	92x25 mm variable speed
ENERGY STAR Qualified (Configuration dependent)	Yes
80 PLUS® Compliant	Yes, 90% Efficient The Z640 925W power supply efficiency report can be found at this link: http://www.plugloadsolutions.com/psu_reports/HEWLETT%20PACKARD_D12-925P1A_925W_ECOS%203892_Report%20(2).pdf
FEMP Standby Power Compliant @115V (<2W in S5 - Power Off)	Yes
EuP Compliant @ 230V (<0.5 W in S5 - Power Off)	Yes
CECP Compliant @ 220V (<4W in S3 - Suspend to RAM)	Yes; Configuration dependent
Power Consumption in sleep mode (as defined by ENERGY STAR) - Suspend to RAM (S3) (Instantly Available PC)	<20W
Built-in Self-Test LED	Yes
Surge Tolerant Full Ranging Power Supply (withstands power surges up to 2000V)	Yes
Access Panel Solenoid Lock Header	Yes
Access Panel Intrusion	Yes
Sensor Header	Integrated in Front User Interface (Power Switch, Power LED, HDD LED, Speaker) Cable
Multibay Header	No
Integrated Gigabit Ethernet	Integrated Intel I-218 Gbit LAN
Wake on LAN	Yes
ASF 1.0/2.0 (Alert Standard Format)	No
TPM	Infineon TPM 1.2 Certified
Password Clear Header	Yes
AUX IN (audio)	No
Clear CMOS Button	Yes
Memory Fan Header	CPU0 Memory Fan Header; CPU1 Memory Fan Header

System Technical Specifications

SYSTEM CONFIGURATION

Example Z640 Configuration #1 ENERGY STAR QUALIFIED	Processor	1x Intel Xeon E5-1603 v3 (Quad-core)					
	Memory	1x 4GB DDR4-2133 (Registered DIMM)					
	Graphics	1x NVIDIA NVS 310					
	Disks/Optical	1x 500GB SATA 7200 ; 1x Slim DVD-ROM SATA					
	Power Supply	925W 90% Custom PSU					
	Other	N/A					
	Energy Consumption		115 VAC		230 VAC		100 VAC
		LAN Enabled	LAN Disabled	LAN Enabled	LAN Disabled	LAN Enabled	LAN Disabled
Windows Idle (S0)		56.68 W		55.98 W		55.96 W	
Windows Busy Typ (S0)		110.76 W		106.57 W		110.89 W	
Windows Busy Max (S0)		114.16 W		112.25 W		114.16 W	
Sleep (S3)		2.26 W	2.16 W	2.49 W	2.39 W	2.25 W	2.15 W
Off (S5)		0.924 W	0.805 W	1.02 W	0.992 W	0.815 W	0.792 W
Zero Power Mode (ErP)		0.203 W		0.388 W		0.201 W	
Heat Dissipation**		115 VAC		230 VAC		100 VAC	
		LAN Enabled	LAN Disabled	LAN Enabled	LAN Disabled	LAN Enabled	LAN Disabled
	Windows Idle (S0)	193.39 btu/hr		191.00 btu/hr		190.94 btu/hr	
	Windows Busy Typ (S0)	377.91 btu/hr		363.61 btu/hr		378.36 btu/hr	
	Windows Busy Max (S0)	389.51 btu/hr		383.00 btu/hr		389.51 btu/hr	
	Sleep (S3)	7.72 btu/hr	7.37 btu/hr	8.51 btu/hr	8.17 btu/hr	7.69 btu/hr	7.33 btu/hr
	Off (S5)	3.15 btu/hr	2.75 btu/hr	3.48 btu/hr	3.38 btu/hr	2.78 btu/hr	2.70 btu/hr
	Zero Power Mode (ErP)	0.695 btu/hr		1.325 btu/hr		0.668 btu/hr	

Example Z640 Configuration #2	Processor	2x Intel Xeon E5-2643 v3 (Dual Six-core)					
	Memory	8x 8GB DDR4-2133 (Registered DIMM)					
	Graphics	1x NVIDIA Quadro K5200					
	Disks/Optical	4x 2TB SATA 7200 ; 1x Slim SuperMulti DVDRW SATA					
	Power Supply	925W 90% Custom PSU					
	Other	N/A					
	Energy Consumption		115 VAC		230 VAC		100 VAC
		LAN Enabled	LAN Disabled	LAN Enabled	LAN Disabled	LAN Enabled	LAN Disabled
Windows Idle (S0)		82.62 W		82.36 W		83.10 W	
Windows Busy Typ (S0)		399.09 W		397.52 W		399.46 W	
Windows Busy Max (S0)		497.57 W		495.56 W		492.48 W	
Sleep (S3)		4.718 W	4.612 W	4.864 W	4.759 W	4.699 W	4.581 W
Off (S5)		0.992 W	0.813 W	1.042 W	0.988 W	0.823 W	0.793 W
Zero Power Mode (ErP)		0.204 W		0.384 W		0.202 W	
Heat Dissipation**		115 VAC		230 VAC		100 VAC	
		LAN Enabled	LAN Disabled	LAN Enabled	LAN Disabled	LAN Enabled	LAN Disabled
	Windows Idle (S0)	281.90 btu/hr		281.01 btu/hr		283.54 btu/hr	
	Windows Busy Typ (S0)	1361.70 btu/hr		1356.34 btu/hr		1362.95 btu/hr	
	Windows Busy Max (S0)	1697.71 btu/hr		1690.85 btu/hr		1680.34 btu/hr	
	Sleep (S3)	16.09	15.74	16.60	16.24	16.03	15.63

System Technical Specifications

		btu/hr	btu/hr	btu/hr	btu/hr	btu/hr	btu/hr
	Off (S5)	3.15 btu/hr	2.77 btu/hr	3.56 btu/hr	3.37 btu/hr	2.81 btu/hr	2.71 btu/hr
	Zero Power Mode (ErP)	0.694 btu/hr		1.311 btu/hr		0.689 btu/hr	

DECLARED NOISE EMISSIONS

System Configuration (Entry level)	Processor Info	1x Intel Xeon E5-2650 v3 2.30 GHz
	Memory Info	2x 8 GB DDR4-2133 MT/s RDIMM
	Graphics Info	1x NVIDIA NVS 310
	Disks/Optical/Floppy	1x 1 TB SATA 7200 RPM 1x Blu-ray DVD-RW

Declared Noise Emissions (in accordance with ISO 7779 and ISO 9296)		Sound Power (LWAd, bels)	Deskside Sound Pressure (LpAm, decibels)
	Idle	3.3	16
	Hard drive Operating (random reads)	3.5	17
	DVD-ROM Operating (sequential reads)	4.5	31

System Configuration (High-end)	Processor Info	2x Intel Xeon E5-2697 v3 2.60 GHz
	Memory Info	8x 16 GB DDR4-2133 MT/s ACPI RDIMM
	Graphics Info	1x NVIDIA Quadro K4200
	Disks/Optical/Floppy	2x 600 GB SAS 15K RPM 3.5" HDD 1x Blu-ray DVD-RW

Declared Noise Emissions (in accordance with ISO 7779 and ISO 9296)		Sound Power (LWAd, bels)	Deskside Sound Pressure (LpAm, decibels)
	Idle	4.4	27
	Hard drive Operating (random reads)	4.8	29
	DVD-ROM Operating (sequential reads)	4.7	31

ENVIRONMENTAL DATA

Environmental Requirements	Temperature	Operating: 5°C to 35°C (40°F to 95°F) Non-operating: -40°C to 60°C (-40°F to 140°F)
	Humidity	Operating: 8% to 85% RH, non-condensing Non-operating: 8% to 90% RH, non-condensing
	Maximum Altitude	Operating: 3,048 m (10,000 ft) Non-operating: 9,144 m (30,000 ft)
	Dynamic (new)	Shock Operating: ½-sine: 40 g, 2-3ms (~62 cm/sec)

System Technical Specifications

	<p>Non-operating: ½-sine: 160 cm/s, 2-3ms (~105 g) square: 20 g, 422 cm/s</p> <p>NOTE: Values represent individual shock events and do not indicate repetitive shock events.</p> <p>Vibration Operating random: 0.5 g (rms), 5-300 Hz, up to 0.0025 g²/Hz Non-operating random: 2.0 g (rms), 5-500 Hz, up to 0.0150 g²/Hz</p> <p>NOTE: Values do not indicate continuous vibration.</p>
Cooling	Above 1524m (5,000 ft.) altitude, maximum operating temperature is de-rated by 1°C (1.8°F) per 305m (1,000 ft.) elevation increase

Physical Security and Serviceability

Access Panel	Tool-less Includes system board and memory information
Optical Drive	Tool-less, no carrier or rails required
Hard Drives	Tool-less Integrated blind-mate drive carriers Optional 5.25" external bay carriers
Expansion Cards	Tool-less
Processor Socket	1st socket on main system board. 2nd socket on optional 2nd CPU/Memory Module.
Green User Touch Points	Yes, on primary serviceable components
Color-coordinated Cables and Connectors	Yes
Memory	Tool-less
System Board	Tool-less 2nd CPU/Memory Module: Tool-less
Dual Color Power and HD LED on Front of Computer	Yes
Configuration Record SW	Yes
Over-Temp Warning on Screen	Yes, at POST screen on reboot.
Restore CD/DVD Set	Yes, restores the computer to its original factory shipping image - Can be obtained via HP Support.
Dual Function Front Power Switch	Yes, also acts as a reset switch when held for 4 seconds.

System Technical Specifications

Padlock Support	No
Cable Lock Support	Yes, Kensington Cable Lock (optional): Prevents entire system theft only. 3mm x 7mm slot at rear of system
Universal Chassis Clamp Lock Support	No
Solenoid Lock and Hood Sensor	Access Panel Solenoid Lock: Yes (optional). Activated remotely to prevent system entry. Access Panel Intrusion Sensor: Yes (optional).
Rear Port Control Cover	No
Removable Media Write/Boot Control	Yes, user can prevent the workstation from writing to or booting from removable media.
Power-On Password	Yes, prevents an unauthorized person from booting up the computer.
Setup Password	Yes, prevents an unauthorized person from changing the system configuration.
3.3V Aux Power LED on System PCA	Yes
NIC LEDs (integrated) (Green & Amber)	Yes
CPUs and Heatsinks	CPU heatsink removal requires a T-15 Torx or flat blade screwdriver. CPU removal is tool-less.
Power Supply Diagnostic LED	Yes
Front Power Button	Yes
Rear Power Button	Yes
Front Power LED	Yes, white (normal), red (fault)
Front Hard Drive Activity LED	Yes, green
Front ODD Activity LED	Yes
Internal Speaker	Yes
System/Emergency ROM	Recovers corrupted system BIOS
Flash Recovery	
Cooling Solutions	Air cooled forced convection
Power Supply Fans	1 - 92mm

System Technical Specifications

CPU Heatsink Fan	1st CPU: 1 - 92mm Optional 2nd CPU: 1 - 92mm
Memory Heatsink Fan	Optional 2nd CPU/Memory Module: rear bank: 1 - 80mm.
HP Vision Diagnostics Offline Edition	<p>HP Vision Diagnostics Offline Edition</p> <p>The diagnostics utility enables you to perform testing and to view critical computer hardware and software configuration information from various sources. This utility enables you to:</p> <ul style="list-style-type: none">• Run diagnostics• View the hardware configuration of the system <p>Key features and benefits</p> <p>HP Vision Diagnostics simplifies the process of effectively identifying, diagnosing, and isolating the hardware issues. In addition to robust management tools, service tools can be invaluable in quickly resolving system problems. To streamline the service process and resolve problems quickly, it is necessary to have the right information available at the time that a service call is placed. The primary information requirement, which is also the one that provides the greatest Vision into potential system issues, is the configuration of the system. Vision diagnostics helps provide higher system availability. Typical uses of the Vision Diagnostics are:</p> <ul style="list-style-type: none">• Testing and diagnosing apparent hardware failures• Documenting system configurations for upgrade planning, standardization, inventory tracking, disaster recovery, and maintenance• Sending configuration information to another location for more in-depth analysis <p>Entered using F2</p>
Access Panel Key Lock	Yes, prevents removal of the access panel and all internal components including devices installed in the external 5.25" bays.
ACPI-Ready Hardware	Advanced Configuration and Power Management Interface (ACPI). <ul style="list-style-type: none">• Allows the system to wake from a low power mode• Controls system power consumption, making it possible to place individual cards and peripherals in a low-power or powered-off state without affecting other elements of the system
Trusted Platform Module Chip	Yes, Infineon TPM 1.2 Certified
Integrated Chassis Handles	Yes
Power Supply	Tool-less. Includes integrated handle.
PCI Card Retention	Yes, tool-less Rear (all) Middle (full-height cards)

System Technical Specifications

Front (full-length cards with extender)

Flash ROM SPI ROM

Diagnostic Power Switch LED on board Yes

Clear Password Jumper Yes

Clear CMOS Button Yes

CMOS Battery Holder Yes

DIMM Connectors Yes

BIOS

BIOS 32-bit Services Standard BIOS 32-Bit Service Directory Proposal v0.4

PCI 3.0 Support Full BIOS support for PCI Express through industry standard interfaces

ATAPI ATAPI Removable Media Device BIOS Specification Version 1.0

BBS BIOS Boot Specification v1.01

WMI Support WMI is Microsoft's implementation of Web-Based Enterprise Management (WBEM) for Windows. WMI is fully compliant with the Distributed Management Task Force (DMTF) Common Information Model (CIM) and WBEM specifications.

BIOS Boot Spec 1.01+ Provides more control over how and from what devices the workstation will boot

BIOS Power On Users can define a specific date and time for the system to power on

ROM Based Computer Setup Utility (F10) Review and customize system configuration settings controlled by the BIOS

System/Emergency ROM Flash Recovery with Video Recovers system BIOS in corrupted Flash ROM

Replicated Setup Saves BIOS settings to diskette or USB flash device in human readable file. Repset.exe utility can then replicate these settings on machines being deployed without entering Computer Configuration Utility (F10 Setup).

SMBIOS System Management BIOS 2.7 for system management information

Boot Control Disables the ability to boot from removable media on supported devices

Memory Change Alert Alerts management console if memory is removed or changed

System Technical Specifications

Thermal Alert	Monitors the temperature state within the chassis. Three modes: <ul style="list-style-type: none">• NORMAL - normal temperature ranges.• ALERTED - excessive temperatures are detected. Raises a flag so action can be taken to avoid shutdown or provide for a smoother system shutdown.• SHUTDOWN - excessive temperatures are encountered. Automatically shuts down the computer without warning before hardware component damage occurs.
Remote ROM Flash	Provides secure, fail-safe ROM image management from a central network console
ACPI (Advanced Configuration and Power Management Interface)	Allows the system to enter and resume from low power modes (sleep states). Enables an operating system to control system power consumption based on the dynamic workload. Makes it possible to place individual cards and peripherals in a low-power or powered-off state without affecting other elements of the system. Supports ACPI 4.0 for full compatibility with 64-bit operating systems.
Ownership Tag	A user-defined string stored in non-volatile memory that is displayed in the BIOS splash screen
Remote Wakeup/Remote Shutdown	System administrators can power on, restart, and power off a client computer from a remote location
Instantly Available PC (Suspend to RAM - ACPI sleep state S3)	Allows for very low power consumption with quick resume time
Remote System Installation via F12 (PXE 2.1) (Remote Boot from Server)	Allows a new or existing system to boot over the network and download software, including the operating system
ROM revision levels	Reports the system BIOS revision level in Computer Configuration Utility (F10 Setup). Version is available through an industry standard interface (SMBIOS) so that management SW applications can use and report this information.
System board revision level	Allows management SW to read revision level of the system board Revision level is digitally encoded into the HW and cannot be modified
Start-up Diagnostics (Power-on Self-Test)	Assesses system health at boot time with selectable levels of testing
Auto Setup when new hardware installed	System automatically detects the addition of new hardware
Keyboard-less Operation	The system can be booted without a keyboard
Localized ROM Setup	Common BIOS image supports System Configuration Utility (F10 Setup) menus in 12 languages with local keyboard mappings
Asset Tag	Allows the user or MIS to set a unique tag string in non-volatile memory

System Technical Specifications

Per-slot Control	Allows I/O slot parameters (option ROM enable/disable, bus latency) to be configured individually
Adaptive Cooling	Fan control parameters are set according to detected hardware configuration for optimal acoustics
Pre-boot Diagnostics	Early (pre-video) critical errors are reported via beeps and blinks on the power LED
Industry Standard Specification Support	
UEFI Specification Revision	2.3.1
Industry Standard	Revision Supported by the BIOS
ACPI	Advanced Configuration and Power Management Interface, Version 4.0
ATA (IDE)	AT Attachment 6 with Packet Interface (ATA/ATAPI-6), Revision 3b
CD Boot	"El Torito" Bootable CD-ROM Format Specification Version 1.0
EDD	<ul style="list-style-type: none">Enhanced Disk Drive Specification Version 1.1BIOS Enhanced Disk Drive Specification Version 3.0
EHCI	Enhanced Host Controller Interface for Universal Serial Bus, Revision 1.0
PCI	<ul style="list-style-type: none">PCI Local Bus Specification, Revision 2.3PCI Power Management Specification, Revision 1.1PCI Firmware Specification, Revision 3.0, Draft 0.7
PCI Express	PCI Express Base Specification, Revision 2.0 PCI Express Base Specification, Revision 3.0
PMM	POST Memory Manager Specification, Version 1.01
SATA	<ul style="list-style-type: none">Serial ATA Specification, Revision 1.0aSerial ATA 3 Gb/s: Serial ATA Specification, Revision 2.5Serial ATA 6 Gb/s: Serial ATA Specification, Revision 3.0
SPD	PC SDRAM Serial Presence Detect (SPD) Specification, Revision 1.2B
TPM	Trusted Computing Group TPM Specification Version 1.2
UHCI	Universal Host Controller Interface Design Guide, Revision 1.1
USB	Universal Serial Bus Revision 1.1 Specification

System Technical Specifications

Universal Serial Bus Revision 2.0 Specification

Universal Serial Bus Revision 3.0 Specification

SMBIOS

System Management BIOS Reference Specification, Version 2.7

External BIOS Simulator found at: <http://h20464.www2.hp.com/index.html>

Social and Environmental Responsibility

Eco-Label Certifications & Declarations This product has received or is in the process of being certified to the following approvals and may be labeled with one or more of these marks:

- ENERGY STAR® (energy-saving features available on selected configurations-Windows only)
- US Federal Energy Management Program (FEMP)
- China Energy Conservation Program
- The ECO Declaration (TED)

Batteries

The battery in this product complies with EU Directive 2006/66/EC

Battery size: CR2032 (coin cell)

Battery type: Lithium Metal

The battery in this product does not contain:

- Mercury greater than 5ppm by weight
- Cadmium greater than 10ppm by weight
- Lead greater than 40ppm by weight

Restricted Material Usage This product meets the material restrictions specified in HP's General Specification for the Environment. <http://www.hp.com/hpinfo/globalcitizenship/environment/pdf/qse.pdf> Hewlett-Packard is committed to compliance with all applicable environmental laws and regulations, including the European Union Restriction of Hazardous Substances (RoHS) Directive. HP's goal is to exceed compliance obligations by meeting the requirements of the RoHS Directive on a worldwide basis.

Low Halogen Statement This product is low-halogen except for power cords, external cables and peripherals. The following customer-configurable internal components may not be low-halogen: 3 ½" SAS HDDs, LSI 9270-8i SAS ROC RAID Card, and LSI 9217-4i4e SAS ROC RAID Card. Service parts obtained after purchase may not be low-halogen.

End-of-Life Management and Recycling Hewlett-Packard offers end-of-life HP product return and recycling programs in many geographic areas. To recycle your product, please go to: <http://www.hp.com/recycle> or contact your nearest HP sales office. Products returned to HP will be recycled, recovered or disposed of in a responsible manner. This product is greater than 90% recyclable by weight when properly disposed of at end of life.

Hewlett-Packard Corporate Environmental Information

For more information about HP's commitment to the environment:

Global Citizenship Report: <http://www.hp.com/hpinfo/globalcitizenship/qcreport/index.html>

Eco-label certifications:

<http://www.hp.com/hpinfo/globalcitizenship/environment/productdesign/ecolabels.html>

System Technical Specifications

ISO 14001 certificates:

<http://www.hp.com/hpinfo/globalcitizenship/environment/operations/envmanagement.html>

Additional Information

- This HP product is designed to comply with the Waste Electrical and Electronic Equipment (WEEE) Directive – 2002/96/EC.
- <http://www.hp.com/hpinfo/globalcitizenship/environment/productdata/disassemblyworkstationio.html>
- Plastics parts weighing over 25 grams used in the product are marked per ISO 11469 and ISO1043.
- EPEAT Gold - ENERGY STAR qualified configurations of this product are in compliance with the IEEE 1680 (EPEAT) standard at the Gold level where HP registers workstation products. See <http://ww2.epeat.net/CompanyDetail.aspx?CompanyID=24> for registration status in your country.

Packaging

HP Workstation product packaging meets the HP General Specification for the Environment at http://www.hp.com/hpinfo/globalcitizenship/society/gen_specifications.html

- Does not contain restricted substances listed in HP Standard 011-1 General Specification for the Environment
- Does not contain ozone-depleting substances (ODS)
- Does not contain heavy metals (lead, mercury, cadmium or hexavalent chromium) in excess of 100 ppm sum total for all heavy metals listed
- Maximizes the use of post-consumer recycled content materials in packaging materials
- All packaging material is recyclable
- All packaging material is designed for ease of disassembly
- Reduced size and weight of packages to improve transportation fuel efficiency
- Plastic packaging materials are marked according to ISO 11469 and DIN 6120 standards formatting

Packaging Materials

Internal

Cushions and plastic bags made of low density polyethylene (LDPE).

External

Outer carton, accessories carton, and insert made of corrugated paper board.

Manageability

Industry Standard Specifications

This product meets the following industry standard specifications for manageability functionality:

- DASH 1.1 required functionalities via Intel LAN on motherboard

Intel Active Management Technology (AMT)

Intel® Active Management Technology (AMT) 9.1

An advanced set of remote management features and functionality providing IT administrators the latest and most effective tools to remotely discover, heal, and protect networked client systems regardless of the system's health or power state. AMT 9.1 includes the following advanced management functions:

- Power Management (on, off, reset, graceful shutdown, sleep and hibernate)
- Support in Max Power Savings (Shutdown and Hibernate Modes)
- Hardware Inventory (includes BIOS and firmware revisions)

System Technical Specifications

- Hardware Alerting
- Agent Presence
- System Defense Filters
- Serial Over LAN (SOL)
- IDE Redirect
- ME Wake-on-LAN (WOL)
- DASH 1.1 compliance
- IPv6 Support
- Fast Call for Help - a client inside or outside the firewall may initiate a call for help via BIOS screen, periodic connections, or alert triggered connection
- Remote Scheduled Maintenance - pre-schedule when the system connects to the IT or service provider console for maintenance.
- Remote Alerts - automatically alert IT or service provider if issues arise
- Access Monitor - Provides oversight into Intel® AMT actions to support security requirements
- PC Alarm Clock
- Microsoft NAP Support
- Host Base set-up and configuration
- Management Engine (ME) firmware roll back
- Local Time Sync to UTC
- Remote Memory Dump Command – Creates memory dump for debug

Intel® vPro™ Technology The HP Z640 Workstation supports Intel® vPro™ technology when configured as outlined below:

- Intel® Xeon® processor E5-1600 v3 product family or E5-2600 v3 product family featuring Intel® vPro™ Technology
- Intel® C612 chipset
- Intel® I218LM GbE LAN

Remote Manageability Software Solutions The HP Z640 Workstation is supported on the following remote manageability software consoles:

- LANDesk Management Suite (HP recommended solution)
- Microsoft System Center Configuration Manager
- HP Client Automation Enterprise

For questions or support for manageability needs, please visit <http://www.hp.com/go/easydeploy>

System Software Manager

For questions or support for SSM, please visit: <http://www.hp.com/go/ssm>

Service, Support, and Warranty

On-site Warranty and Service (**Note 1**): Three-years, limited warranty and service offering delivers on-site, next business-day (**Note 2**) service for parts and labor and includes free telephone support (**Note 3**) 8am - 5pm. Global coverage (**Note 2**) ensures that any product purchased in one country and transferred to another, non-restricted country will remain fully covered under the original warranty and service offering.

NOTE 1: Terms and conditions may vary by country. Certain restrictions and exclusions apply.

NOTE 2: On-site service may be provided pursuant to a service contract between HP and an authorized HP third-party provider, and is not available in certain countries. Global service response times are based on commercially reasonable best effort and may vary by country.

NOTE 3: Technical telephone support applies only to HP-configured, HP and HP-qualified, third-party hardware and software. Toll-free calling and 24x7 support service may not be available in some

System Technical Specifications

countries.

HP Care Pack Services extend service contracts beyond the standard warranties. Service starts from date of hardware purchase. To choose the right level of service for your HP product, use the HP Care Pack Services Lookup Tool at <http://www.hp.com/go/lookuptool>. Additional HP Care Pack Services information by product is available at <http://www.hp.com/hps/carepack>. Service levels and response times for HP Care Packs may vary depending on your geographic location.

Product Change Notification

- Program to proactively communicate Product Change Notifications (PCNs) and Customer Advisories by email to customers, based on a user-defined profile.
- PCNs provide advance notification of hardware and software changes to be implemented in the factory providing time to plan for transition.
- Customer Advisories provide concise, effective problem resolution, greatly reducing the need to call technical support.

Stable & Consistent Offerings

As part of its commitment to hardware, software, and solution innovation, HP is proud to introduce this breakthrough platform configuration stability to HP Workstation customers. HP Stable & Consistent Offerings are built on the foundation of a carefully chosen set of components designed and tested to work with HP Z Workstation platforms through their end of life. These components and their corresponding HP Workstation platform compatibility are outlined in this section.

HP Stable & Consistent Offerings are available worldwide to all HP Workstation customers—no special programs, no additional cost—no kidding. Simply select your hardware and software components when you customize your HP Workstation and be assured that you'll be able to buy that same configuration throughout the lifecycle of the product.

Processors	Product #	Offering
	J6F20AV	Intel Xeon E5-1620 v3 3.5GHz 4-core 10MB 2133
	J6F31AV	Intel Xeon E5-2643 v3 3.4GHz 6-core 20MB 2133 1st
	J6F49AV	Intel Xeon E5-2643 v3 3.4GHz 6-core 20MB 2133 2nd
	J6F38AV	Intel Xeon E5-2620 v3 2.4GHz 6-core 15MB 1866 1st
	J6F56AV	Intel Xeon E5-2620 v3 2.4GHz 6-core 15MB 1866 2nd
	J6F36AV	Intel Xeon E5-2630 v3 2.4GHz 8-core 20MB 1866 1st
	J6F54AV	Intel Xeon E5-2630 v3 2.4GHz 8-core 20MB 1866 2nd

Hard Drives	Product #	Offering
	J3J74AV	500GB 7200 RPM SATA 1st Hard Disk Drive
	J3J95AV	500GB 7200 RPM SATA 2nd Hard Disk Drive
	J3K16AV	500GB 7200 RPM SATA 3rd Hard Disk Drive
	J3K36AV	500GB 7200 RPM SATA 4th Hard Disk Drive
	J3J75AV	1TB 7200 RPM SATA 1st Hard Disk Drive
	J3J96AV	1TB 7200 RPM SATA 2nd Hard Disk Drive
	J3K17AV	1TB 7200 RPM SATA 3rd Hard Disk Drive
	J3K37AV	1TB 7200 RPM SATA 4th Hard Disk Drive

Graphics	Product #	Offering
	J1P91AV	NVIDIA NVS 510 2GB 1st Graphics
	J1Q03AV	NVIDIA NVS 510 2GB 2nd Graphics
	J1P93AV	NVIDIA Quadro K620 2GB 1st Graphics
	J1Q05AV	NVIDIA Quadro K620 2GB 2nd Graphics
	J1P94AV	NVIDIA Quadro K2200 4GB 1st Graphics
	J1Q06AV	NVIDIA Quadro K2200 4GB 2nd Graphics
	J1P98AV	AMD FirePro W2100 2GB 1st Graphics
	J1Q09AV	AMD FirePro W2100 2GB 2nd Graphics

Memory	Product #	Offering
	G8X26AV	8GB DDR4-2133 (1x8GB) Registered RAM 1CPU
	G8X30AV	16GB DDR4-2133 (2x8GB) Registered RAM 1CPU
	G8X37AV	16GB DDR4-2133 (2x8GB) Registered RAM 2CPU
	G8X31AV	32GB DDR4-2133 (4x8GB) Registered RAM 1CPU
	G8X38AV	32GB DDR4-2133 (4x8GB) Registered RAM 2CPU

Stable & Consistent Offerings

G8X41AV	64GB DDR4-2133 (8x8GB) Registered RAM 2CPU
G8X32AV	32GB DDR4-2133 (2x16GB) Registered RAM 1CPU
G8X40AV	32GB DDR4-2133 (2x16GB) Registered RAM 2CPU
G8X33AV	64GB DDR4-2133 (4x16GB) Registered RAM 1CPU
G8X42AV	128GB DDR4-2133 (8x16GB) Registered RAM 2CPU

Optical and Removable Storage	Product #	Offering
	F2D70AV	Slim SuperMulti DVDRW SATA 1st Optical Disk Drive
	G8U64AV	Slim SuperMulti DVDRW SATA 2nd Optical Disk Drive

Technical Specifications - Hard Drives

STORAGE/HARD DRIVES

SAS Hard Drives for HP Workstations	600GB SAS 15K SFF HDD	Capacity	600GB	
		Height	5.9 in; 15 cm	
		Width	Media Diameter 3.5 in; 8.9 cm	
		Interface	12Gb/s SAS	
		Synchronous Transfer Rate (Maximum)	Up to 1200 MB/s (SAS single port)	
		Buffer	128MB	
		Seek Time (typical reads, includes controller overhead, including settling)	Average 2.0ms	
		Rotational Speed	15K rpm	
		Operating Temperature	41° to 131° F (5° to 55° C)	
			600GB SAS 15K SFF HDD	Capacity
		Height	5.9 in; 15 cm	
		Width	Media Diameter 3.5 in; 8.9 cm	
		Interface	12Gb/s SAS	
		Synchronous Transfer Rate (Maximum)	Up to 1200 MB/s (SAS single port)	
		Buffer	128MB	
		Seek Time (typical reads, includes controller overhead, including settling)	Average 2.0ms	
		Rotational Speed	15K rpm	
		Operating Temperature	41° to 131° F (5° to 55° C)	
	300GB SAS 10K rpm 6Gb/s 3.5" HDD	Capacity	300GB	
		Height	0.6 in; 1.53 cm	
		Width	Media Diameter 2.5 in; 6.36 cm	
			Physical Size 2.75 in; 6.99 cm	
		Interface	SAS	
		Synchronous Transfer Rate (Maximum)	Up to 600 MB/s	
		Buffer	64MB	
		Cache	multi-segmentable cache buffer	
		Seek Time (typical reads, includes controller overhead, including settling)	Single Track 0.4 ms (max)	
			Average 3.6 ms	
			Full Stroke 7.3 ms	
		Rotational Speed	10,000 rpm	
		Logical Blocks	585,937,500	
		Operating Temperature	41° to 131° F (5° to 55° C)	
	HP 600GB SAS 10K SFF HDD	Capacity	600GB	
		Height	0.6 in; 1.53 cm	
		Width	Media Diameter 2.5 in; 6.36 cm	
			Physical Size 2.75 in; 6.99 cm	
		Interface	SAS 6Gb/s	

Technical Specifications - Hard Drives

Synchronous Transfer Rate (Maximum)	Up to 600MB/s
Buffer	64MB
Cache	multi-segmentable cache buffer
Seek Time (typical reads, includes controller overhead, including settling)	Single Track 0.4 ms (max) Average 3.6 ms Full Stroke 7.3 ms
Rotational Speed	10,000 rpm
Logical Blocks	1,172,123,568
Operating Temperature	41° to 131° F (5° to 55° C)

HP 1.2TB SAS 10K SFF HDD

Capacity	1.2TB
Height	0.6 in; 1.53 cm
Width	Media Diameter 2.5 in; 6.36 cm Physical Size 2.75 in; 6.99 cm
Interface	SAS 6Gb/s
Synchronous Transfer Rate (Maximum)	Up to 600MB/s
Buffer	64MB
Cache	multi-segmentable cache buffer
Seek Time (typical reads, includes controller overhead, including settling)	Single Track 0.18ms (max) Average 3.5ms Full Stroke 7.17ms
Rotational Speed	10,000 rpm
Logical Blocks	2,344,225,968
Operating Temperature	41° to 131° F (5° to 55° C)

SATA Hard Drives for HP Workstations

500GB SATA 7200 rpm 6Gb/s 3.5" HDD

Capacity	500GB
Height	1 in; 2.54 cm
Width	Media Diameter 3.5 in; 8.9 cm Physical Size 4 in; 10.17 cm
Interface	Serial ATA (6.0Gb/s), NCQ enabled
Synchronous Transfer Rate (Maximum)	Up to 600MB/s
Buffer	16MB
Seek Time (typical reads, includes controller overhead, including settling)	Single Track 2 ms Average 11 ms Full Stroke 21 ms
Rotational Speed	7,200 rpm
Logical Blocks	976,773,168
Operating Temperature	41° to 131° F (5° to 55° C)

1TB SATA 7200 rpm 6Gb/s 3.5" HDD

Capacity	1 Terabyte (1000 GB)
Height	1 in; 2.54 cm
Width	Media Diameter 3.5 in; 8.9 cm

Technical Specifications - Hard Drives

	Physical Size	4 in; 10.17 cm
Interface	Serial ATA (6.0Gb/s), NCQ enabled	
Synchronous Transfer Rate (Maximum)	Up to 600 MB/s	
Interface	Serial ATA (6.0Gb/s), NCQ enabled	
Synchronous Transfer Rate (Maximum)	Up to 600 MB/s	
Buffer	64MB	
Seek Time (typical reads, includes controller overhead, including settling)	Single Track	2 ms
	Average	11 ms
	Full Stroke	21 ms
Rotational Speed	7,200 rpm	
Logical Blocks	1,953,525,168	
Operating Temperature	41° to 131° F (5° to 55° C)	
2.0TB SATA 7200 rpm 6Gb/s 3.5" HDD	Capacity	2TB
	Height	1 in; 2.54 cm
	Width	Media Diameter 3.5 in; 8.9 cm
	Physical Size	4 in; 10.17 cm
	Interface	Serial ATA (6.0 Gb/s), NCQ Enabled
	Synchronous Transfer Rate (Maximum)	Up to 600MB/s
	Buffer	64MB
	Seek Time (typical reads, includes controller overhead, including settling)	Single Track 1.0 ms
		Average 11 ms
		Full Stroke 18 ms
	Rotational Speed	7,200 rpm
	Logical Blocks	3,907,029,168
	Operating Temperature	41° to 131° F (5° to 55° C)
3.0TB SATA 7200 rpm 6Gb/s 3.5" HDD	Capacity	3.0TB
	Height	1 in; 2.54 cm
	Width	Media Diameter 3.5 in; 8.9 cm
	Physical Size	4.0 in; 10.17 cm
	Interface	Serial ATA (6.0Gb/s), NCQ enabled
	Synchronous Transfer Rate (Maximum)	Up to 6.0 Gb/s
	Buffer	64MB
	Seek Time (typical reads, includes controller overhead, including settling)	Single Track 0.6 ms
		Average 11 ms
		Full Stroke Not specified
	Rotational Speed	7200 rpm
	Operating Temperature	41° to 140° F (5° to 60° C)
4TB SATA 7200 rpm 6Gb/s 3.5" HDD	Capacity	4TB
	Height	1 in; 2.54 cm
	Width	Media Diameter 3.5 in; 8.9 cm

Technical Specifications - Hard Drives

		Physical Size	4 in; 10.17 cm
	Interface	Serial ATA (6Gb/s), NCQ enabled	
	Synchronous Transfer Rate (Maximum)	Up to 600MB/s	
	Buffer	128MB	
	Seek Time (typical reads, includes controller overhead, including settling)	Single Track	0.7ms
		Average	8.5ms
		Full Stroke	15.7ms
	Rotational Speed	7,200 rpm	
	Operating Temperature	5° to 60° F (-15° to 15.56° C)	
500GB SATA 7.2K SED SFF HDD	Capacity	500GB	
	Height	0.275 in; 0.7 cm	
	Width	Media Diameter	2.5 in; 6.36 cm
		Physical Size	2.75 in; 6.99 cm
	Interface	Serial ATA (6Gb/s)	
	Synchronous Transfer Rate (Maximum)	Up to 600MB/s	
	Buffer	32MB	
	Seek Time (typical reads, includes controller overhead, including settling)	Single Track	1ms
		Average	4.2ms
		Full Stroke	25ms (typical)
	Rotational Speed	7,200 rpm	
	Operating Temperature	32° to 140° F (0° to 60° C)	
1TB SATA 7200 rpm 8GB 3.5" SSHD (hybrid)	Capacity	1TB	
	Height	1 in; 2.54 cm	
	Width	Media Diameter	3.5 in; 8.9 cm
		Physical Size	4 in; 10.17 cm
	Interface	6Gb/s SATA	
	Synchronous Transfer Rate (Maximum)	Up to 600MB/s	
	Buffer	64MB standard HDD cache buffer	
	Cache	8GB NAND flash	
	Rotational Speed	7200 rpm	
	Operating Temperature	32° to 140° F (0° to 60° C)	

SATA SSDs for HP Workstations

HP 128GB SATA 6Gb/s SSD	Capacity	128GB	
	Height	0.28 in; 0.7 cm	
	Width	Physical Size	2.5 in; 6.36 cm
	Interface	SATA 6Gb/s	
	Synchronous Transfer Rate (Maximum)	Up to 500MB/s (Sequential Read)	
	Operating Temperature	32° to 158° F (0° to 70° C)	
HP 256GB SATA 6Gb/s SSD	Capacity	256GB	
	Height	0.28 in; 0.7 cm	
	Interface	6Gb/s SATA	

Technical Specifications - Hard Drives

Synchronous Transfer Rate (Maximum) Up to 500MB/s (Sequential Read)
Operating Temperature 32° to 158° F (0° to 70° C)

HP 512GB SATA 6Gb/s SSD

Capacity 512GB
Height 0.28 in; 0.7 cm
Width **Physical Size** 2.5 in; 6.36 cm
Interface SATA 6Gb/s
Synchronous Transfer Rate (Maximum) Up to 500MB/s (Sequential Read)
Operating Temperature 32° to 158° F (0° to 70° C)

HP 1TB SATA 6Gb/s SSD

Capacity 1TB
Height 0.28 in; 0.7 cm
Width **Physical Size** 2.5 in; 6.36 cm
Interface SATA 6Gb/s
Synchronous Transfer Rate (Maximum) Up to 550MB/s (Sequential Read)
Operating Temperature 32° to 158° F (0° to 70° C)

Samsung Enterprise 240GB SATA SSD

Capacity 240GB
Width **Physical Size** 2.5 in; 6.36 cm
Interface SATA 6Gb/s
Synchronous Transfer Rate (Maximum) 600 Mb/s

Samsung Enterprise 480GB SATA SSD

Capacity 480GB
Width **Physical Size** 2.5 in; 6.36 cm
Interface SATA 6Gb/s
Synchronous Transfer Rate (Maximum) 600 Mb/s

Intel Pro 1500 180GB SATA SSD

Capacity 180GB
Width **Physical Size** 3.5 in; 8.9 cm
Interface 6Gb/s SATA
Synchronous Transfer Rate (Maximum) 600 Mb/s
Operating Temperature 32° to 158° F (0° to 70° C)

PCIe SSDs for HP Workstations

HP Z Turbo Drive 256GB SSD

Capacity 256GB
Interface PCI Express 2.0 x4 electrical x4 physical
Operating Temperature 32° to 158° F (0° to 70° C)

HP Z Turbo Drive 512GB SSD

Capacity 512GB
Interface PCI Express 2.0 x4 electrical x4 physical
Operating Temperature 32° to 158° F (0° to 70° C)

HP Z Turbo Drive G2 256GB SSD

Capacity 256GB
Interface PCI Express 3.0 x4 electrical x4 physical
Operating Temperature 32° to 158° F (0° to 70° C)

Technical Specifications - Hard Drives

HP Z Turbo Drive G2 512GB SSD	Capacity	512GB
	Interface	PCI Express 3.0 x4 electrical x4 physical
	Operating Temperature	32° to 158° F (0° to 70° C)

Technical Specifications - Hard Drive Controllers

HARD DRIVE CONTROLLERS

LSI 9217-4i4e 8-port SAS 6Gb/s RAID Card	PCI Bus	8 lanes, PCI Express 3.0
	RAID Levels	Offers Integrated RAID (0, 1, 1E and 10)
	PCI Data Burst Transfer Rate	Half Duplex x8, PCIe, 8000 MB/s
	SAS Bandwidth	Half Duplex 600 MB/s per lane
	PCI Card Type	3.3V Add-in Card
	PCI Voltage	12 V ± 10%
	PCI Power	9.8W typical, Airflow min 200 LFM
	Bracket	Full height and low profile
	Certification Level	PCI Express 3.0 compliant
	SAS Processor	LSI SAS2308/ Fusion MPT 2.0
	Internal Connectors	One x4 internal mini-SAS (SFF8087)
	External Connectors	One x4 external mini-SAS (SFF8088)
	Maximum Number of SCSI Devices	256 Non-RAID SAS/SATA devices
LED Indicators	N/A	
LSI 9270-8i SAS 6Gb/s ROC RAID Card and iBBU9 Battery Backup Unit	PCI Bus	x8 lane PCIe 3.0 compliant
	RAID Levels	RAID 0, 1, 5, and 6 RAID spans 10, 50 and 60
	PCI Card Type	Low profile, single PCIe slot design with full height bracket.
	PCI Voltage	+3.3V Add-in Card
	PCI Power	+3.3V, +12V
	Certification Level	PCI-Express 3.0
	IO Bus	Eight 6Gb/s and 3Gb/s compatible SAS/SATA ports
	SAS Processor	LSISAS2208 Dual-Core RAID on Chip (ROC)
	Internal Connectors	Two SAS SFF8087 x4 (Mini-SAS)
	External Connectors	None
	Maximum Number of SCSI Devices	Up to 128 SAS and/or SATA hard drives and SSDs NOTE: HP Workstations do not support this many internal drives.
	LED Indicators	Heartbeat LED on card

Technical Specifications - Graphics

GRAPHICS

NVIDIA NVS 310 512MB Graphics

Form Factor

Low Profile:
2.713 inches in height × 6.150 inches in length
Weight: ~142 grams

Graphics Controller

NVIDIA NVS 310
GPU: GF119-825

Bus Type

PCI Express x16, 2.0 compliant

Memory

Size: 512MB DDR3
Clock: 875Mhz
Memory Bandwidth: 14GB/s

Connectors

2 x DisplayPort

Maximum Resolution

Up to 2560 x 1600 (digital display) per display.

Image Quality Features

The following video formats are supported:

- MPEG2
- MPEG4 Part 2 Advanced Simple Profile
- H.264 SVC codec support
- Support for 3D Blu Ray
- VC1
- DivX version 3.11 and later
- MVC

A full range of video resolutions are supported including 1080p, 1080i, 720p, 480p and 480i. The NVS 310 GPU provides hardware acceleration for the computationally intensive parts of video processing, as well as provides improved video playback speeds via faster decode and transcode.

Display Output

Up to 2 displays in the following configurations:

DisplayPort output:

- Drives two DisplayPort enabled digital display at resolutions up to 2560 × 1600 at 60 Hz with reduced blanking, when connected natively using the 2 DisplayPort connectors on the NVS 310 graphics card
- Supports 2 monitors up to resolution of 1920 × 1200 at 60 Hz with reduced blanking using DisplayPort 1.2 multi stream topology technology.

DVI-D output:

- Drives two digital display at resolutions up to 1920 × 1200 at 60 Hz with reduced blanking using DisplayPort to DVI-D single-link cable adaptors
- Drives two digital display at resolutions up to 2560 × 1600 at 60 Hz with reduced blanking using DisplayPort to DVI-D dual-link cable adaptors

HDMI output:

- NVS 310 is capable of driving two high definition (HD) panels up to resolutions of 1920 × 1080P at 60 Hz using DisplayPort to HDMI cable adaptors

VGA display output:

- Drives two analog display at resolutions up to 1920 × 1200 at 60

Technical Specifications - Graphics

		Hz using DisplayPort to VGA cable adaptor
Shading Architecture		Shader Model 5.0
Supported Graphics APIs		DX11, OpenGL 4.1
Available Graphics Drivers		Windows 8 Genuine Windows 7 Professional (64-bit and 32-bit) Microsoft Windows XP Professional (64-bit and 32-bit) Red Hat Enterprise Linux(RHEL) SUSE Linux Enterprise Desktop 11 (64-bit and 32-bit)
		HP qualified drivers may be preloaded or the latest HP qualified drivers are available from the HP support Web site: http://welcome.hp.com/country/us/en/support.html
		SUSE Linux Enterprise drivers may also be obtained from: ftp://download.nvidia.com/novell or http://www.nvidia.com
Note		1. The thermal solution used on this card is an active fan heatsink. 2. Factory configured NVS 310 graphics card have no cable adapters included. Adapters must be ordered separately. 3. Option kit NVS 310 includes 2 DP to DVI-D cable adapters.

NVIDIA NVS 315 1GB Graphics (for HP Workstations)

Form Factor	Low Profile: 2.713 inches in height × 5.7 inches in length Weight: ~142 grams
Graphics Controller	NVIDIA NVS 315 (using GF119-825 GPU) Number of Cores: 48 CUDA cores Max. Power: 19.3W Cooling Solution: Active fan heatsink
Bus Type	PCI Express x16, 2.0 compliant
Memory	Size: 1GB DDR3 Clock: 875Mhz Memory Bandwidth: 14GB/s
Connectors	DMS-59 output Cables included: - For CTO: DMS-59 to DVI cable - For AMO: DMS-59 to DVI cable and DMS-59 to VGA cable
Maximum Resolution	Maximum number of displays supported: 2 Maximum Resolution Support: - DMS-59 to VGA: 2048 x 1536 @ 85Hz - DMS-59 to DVI: 1980 x 1200 @ 60Hz - DMS-59 to DP: 2560 x 1600 @ 60Hz
Image Quality Features	See Display Output section. The following video formats are supported: - MPEG2 - MPEG4 Part 2 Advanced Simple Profile - H.264 SVC codec support - Support for 3D Blu Ray - VC1 - DivX version 3.11 or later

A full range of video resolutions are supported including 1080p, 1080i,

Technical Specifications - Graphics

Display Output	<p>720p, 480p and 480i. The NVS 315 GPU provides hardware acceleration for the computationally intensive parts of video processing, as well as provides improved video playback speeds via faster decode and transcode.</p> <p>Up to 2 displays using one of the following DMS-59 cables: DMS-59 to DVI DMS-59 to VGA DMS-59 to DP</p> <p>DisplayPort output: - Drives two DisplayPort enabled digital displays at resolutions up to 2560 × 1600 at 60 Hz with reduced blanking, when connected via the DMS-59 to DP adapter.</p> <p>DVI-D output: - Drives two digital displays at resolutions up to 1920 × 1200 at 60 Hz with reduced blanking using DMS-59 to DVI-D single-link cable adaptor</p> <p>VGA display output: - Drives two analog displays at resolutions up to 2048 × 1536 at 85 Hz using DMS-59 to VGA cable adaptor.</p>
Shading Architecture	Shader Model 5.0
Supported Graphics APIs	DX11, OpenGL 4.3
Available Graphics Drivers	<p>Windows 8 Microsoft Windows 7 Professional (64-bit and 32-bit) Microsoft Windows XP Professional (64-bit and 32-bit) Red Hat Enterprise Linux(RHEL) SUSE Linux Enterprise Desktop 11 (64-bit and 32-bit)</p> <p>HP qualified drivers may be preloaded or the latest HP qualified drivers are available from the HP support Web site: http://welcome.hp.com/country/us/en/support.html</p> <p>SUSE Linux Enterprise drivers may also be obtained from: ftp://download.nvidia.com/novell or http://www.nvidia.com</p>
Notes	<ol style="list-style-type: none"> 1. The thermal solution used on this card is an active fan heatsink. 2. Factory configured graphics card includes DMS-59 to DVI cable. 3. Option kit graphics card includes DMS-59 to DVI and DMS-59 to VGA cables (one each).

NVIDIA NVS 510 2GB Graphics

Form Factor	Low Profile, 2.713 inches × 6.3 inches, single slot
Graphics Controller	<p>NVS 510 GPU Core Clock: 797 MHz Memory Clock: 891 MHz CUDA Cores: 192</p>
Bus Type	PCI Express x16, Generation 2.0
Memory	2GB DDR3
Connectors	<p>Four mini-DisplayPort. Four mini-DisplayPort to DisplayPort adapters included. (DisplayPort to DVI-D, DisplayPort to VGA, DisplayPort to HDMI, and DisplayPort to Dual-Link DVI adapters available as separate accessories)</p>
Maximum Resolution	Mini-DisplayPort connectors support ultra-high-resolution panels (up to

Technical Specifications - Graphics

3840 x 2160 @ 60Hz)

NOTE: This card supports up to four displays. For Windows XP, only 2 active displays are supported.

Image Quality Features

10-bit internal display processing, including hardware support for 10-bit scan-out

Display Output

DisplayPort with Multi-Stream Technology (MST) and High Bit Rate 2 (HBR2) support.

Digital Display Support

1. DisplayPort Output

- Drives four DisplayPort enabled digital display at resolutions up to 3840 x 2160 at 60 Hz with reduced blanking, when connected natively using the 4 DisplayPort connectors on the NVS 510 graphics card.
- DisplayPort Multi-Stream Topology (MST) Technology: Supports various combinations of display resolutions and number of displays when using DisplayPort multi stream topology technology - up to a maximum of 4 monitors at a resolution of 1920 x 1200 at 60 Hz with reduced blanking.

2. DVI-D Output

- Drives four digital displays at resolutions up to 1920 x 1200 at 60 Hz with reduced blanking using DisplayPort to DVI-D single-link cable adaptors.
- Drives four digital displays at resolutions up to 2560x 1600 at 60 Hz with reduced blanking using DisplayPort to DVI-D dual-link cable adaptors.

3. HDMI Output

- The NVS 510 graphics board is capable of driving four high definition (HD) panels up to resolutions of 1920 x 1080P at 60 Hz using DisplayPort to HDMI cable adaptors.

Analog Display Support

1. VGA display output

- Drives four analog displays at resolutions up to 1920 x 1200 at 60 Hz using DisplayPort to VGA cable adaptors.

Supported Graphics APIs

Full Microsoft DirectX 11, Shader Model 5.0 support
Full OpenGL 4.3 support

Available Graphics Drivers

Genuine Windows 7 Professional (64-bit and 32-bit)
Microsoft Windows XP Professional (64-bit and 32-bit)
Red Hat Enterprise Linux(RHEL) 6 Desktop/Workstation
SUSE Linux Enterprise Desktop 11 (64-bit and 32-bit)

HP qualified drivers may be preloaded or available from the HP support Web site:

<http://welcome.hp.com/country/us/en/support.html>

Power Consumption

33.4 Watts

Note

Heatsink cooler design is active.

Graphics Cable Adapters Note

Graphics Cable Adapter option choice is available starting Feb 1 2013 for the following graphics cards:
NVS 310, Quadro 410, Quadro K5000, FirePro V3900, FirePro W7000

Technical Specifications - Graphics

New Graphics Cards introduced after Feb 1 2013 will be eligible for choosing Graphics Cable Adapters, unless otherwise specified.

No cable choice for NVS 300, NVS 510.

Maximum number of cables allowed is 8.

NVIDIA Quadro K420 1GB Graphics	Form Factor	Low Profile: 2.713 inches × 6.3 inches, single slot
	Graphics Controller	NVIDIA Quadro K420 GPU: GK107
	Bus Type	PCI Express x16, 2.0 compliant
	Memory	Size: 1GB DDR3 Clock: 891MHz Memory Bandwidth: 29GB/s
	Connectors	One dual-link DVI-I connector
	Maximum Resolution	One DisplayPort connector VGA (via adapter cable): <ul style="list-style-type: none"> • 2048 × 1536 × 32 bpp at 85 Hz Dual-link DVI <ul style="list-style-type: none"> • 2560 × 1600 × 32 bpp at 60 Hz (reduced blanking) Single-link DVI <ul style="list-style-type: none"> • 1920 × 1200 × 32 bpp at 60 Hz (reduced blanking) DisplayPort 1.2 <ul style="list-style-type: none"> • 3840 × 2160 × 30 bpp at 60 Hz
	RAMDAC	400 MHz integrated RAMDAC
	Display Output	Maximum number of displays supported: 2
	Shading Architecture	Shader Model 5.0
	Supported Graphics APIs	DX11, OpenGL 4.4
	Available Graphics Drivers	Programming support for CUDA C, CUDA C++, DirectCompute 5.0, OpenCL, Python, and Fortran Microsoft Windows 8.1 Microsoft Windows 8 Microsoft Windows 7 Linux
	Notes	1. Factory configured Quadro K420 does not include any video adapters. Adapters must be ordered separately. 2. Option kit Quadro K420 includes one DP to DVI-D adapter.

NVIDIA Quadro K620 2GB Graphics	Form Factor	2.713" H x 6.3" L Single Slot, Low Profile Full Height Profile bracket installed Low Profile bracket included
--	--------------------	--

Technical Specifications - Graphics

Graphics Controller	Weight: 133 grams NVIDIA Quadro K620 Graphics Card GM107 GPU 384 CUDA cores Max Power: 45 Watts
Bus Type	PCI Express 2.0 x16
Memory	2 GB GDDR3, 900 MHz 128-bit memory I/O path 29 GB/s memory bandwidth
Connectors	1 DL-DVI(I) output, 1 DisplayPort output Factory Configured: No video cable adapter included Option Kit: One DP-to-DVI adapter included with card
Maximum Resolution	Additional DVI-to-VGA, DisplayPort-to-VGA or DisplayPort-to-DVI adapters are available as Factory Configuration or Option Kit accessories DisplayPort 1.2: - up to 4096x2160 x 30 bpp @ 60Hz - supports High Bit Rate 2 (HBR2) and Multi-Stream Transport (MST) Dual Link DVI(I) output: - up to 2560 x 1600 x 32 bpp @ 60Hz Single Link-DVI(I) output: - up to 1920 x 1200 x 32 bpp @ 60Hz
Image Quality Features	10-bit internal display processing pipeline 10-bit scan-out support
Display Output	1 Dual-link DVI-I connector 1 Display Port connector
Shading Architecture	Full Microsoft DirectX 11.1 Shader Model 5.0
Supported Graphics APIs	OpenGL 4.4 DirectX 11.1 API support includes:
Available Graphics Drivers	CUDA C, CUDA C++, DirectCompute 5.0, OpenCL, Java, Python, and Fortran Microsoft Windows 8.1 Microsoft Windows 8 Microsoft Windows 7 Linux HP qualified drivers may be preloaded or available from the HP support Web site: http://welcome.hp.com/country/us/en/support.html SUSE Linux Enterprise drivers may also be obtained from: ftp://download.nvidia.com/novell or http://www.nvidia.com
Notes	<ol style="list-style-type: none"> 1. Factory configured Quadro K620 does not include a video cable adapter. Video cable adapters must be ordered separately. 2. Quadro K620 offered as an Option Kit (AMO) includes one DP-to-DVI video cable adapter. Additional cables must be ordered

Technical Specifications - Graphics

separately.

NVIDIA Quadro K2200 4GB Graphics	Form Factor	4.38" H x 7.97" L Single Slot, Full Height Weight: 240 grams
	Graphics Controller	NVIDIA Quadro K2200 Graphics Card GM107 GPU 640 CUDA cores Max Power: 67.7 Watts
	Bus Type	PCI Express 2.0 x16
	Memory	4 GB GDDR5, 2500 MHz 128-bit memory I/O path 80 GB/s memory bandwidth
	Connectors	1 DL-DVI(I) output, 2 DisplayPort outputs Factory Configured Option: No video cable adapter included Option Kit: One DP-to-DVI adapter included with card
	Maximum Resolution	Additional DVI-to-VGA, DisplayPort-to-VGA or DisplayPort-to-DVI adapters are available as accessories DisplayPort: - up to 4096 x 2160 x 30 bpp @ 60Hz - supports High Bit Rate 2 (HBR2) and Multi-Stream Transport (MST)
	Display Output	DL-DVI(I) output: - up to 2560 x 1600 x 32 bpp @ 60Hz VGA: <ul style="list-style-type: none"> Requires use of DVI-to-VGA and/or DP-to-VGA video cable adapters 400 MHz integrated RAMDAC Max resolution: 2048 x 1536 x 32 bpp @ 85 Hz DL-DVI(I): <ul style="list-style-type: none"> Max resolution: 2560 x 1600 x 32 bpp @ 60 Hz SL-DVI(I): <ul style="list-style-type: none"> Max resolution: 1920 x 1200 x 32 bpp @ 60 Hz DisplayPort: <ul style="list-style-type: none"> Supports HBR2 and MST Max resolution: 4096 x 2160 x 30 bpp @ 60 Hz (only one monitor can be connected to a Quadro K2200 DisplayPort connector at this resolution) Max number of DisplayPort daisy-chained monitors or hub connected monitors from a single Quadro K2200 DisplayPort connector: 4 with maximum resolution of 1920 x 1200 Maximum number of monitors across all available Quadro K2200 outputs is 4.
	Shading Architecture	Full Microsoft DirectX 11.1 Shader Model 5.0
	Supported Graphics APIs	OpenGL 4.4 DirectX 11.1 API support includes:

Technical Specifications - Graphics

Available Graphics Drivers	CUDA C, CUDA C++, DirectCompute 5.0, OpenCL, Java, Python, and Fortran Microsoft Windows 8.1 Microsoft Windows 8 Microsoft Windows 7 Linux
Note	<p>HP qualified drivers may be preloaded or available from the HP support Web site: http://welcome.hp.com/country/us/en/support.html</p> <ol style="list-style-type: none"> 1. Quadro K2200 offered as Factory Configured Option does not include a video cable adapter. Video cable adapters must be ordered separately. 2. Quadro K2200 offered as an Option Kit includes one DP-to-DVI video cable adapter. Additional cables must be ordered separately. 3. A total maximum of 4 active monitors are supported across all display output types. This may be accomplished by using daisy chained DisplayPort 1.2 displays or a DisplayPort 1.2 hub device. 4. A DisplayPort hub device may be used to connect multiple DisplayPort monitors to a single Quadro K2200 DisplayPort output.

AMD FirePro W2100 2GB Graphics	<p>Form Factor Low Profile, half length (full-height bracket included)</p> <p>Graphics Controller AMD FirePro™ W2100 professional graphics Power: <50W Cooling: Active</p> <p>Bus Type PCI Express® x8, Generation 3.0</p> <p>Memory 2GB DDR3 memory Memory Bandwidth: 14.4 GB/s</p> <p>Connectors 2x Display Port 1.2 connectors</p> <p>Factory Configured: No video cable adapter included Option Kit: One DP-to-DVI adapter included with card</p> <p>Additional DisplayPort-to-VGA or DisplayPort-to-DVI adapters are available as Factory Configuration or Option Kit accessories.</p> <p>Maximum Resolution</p> <p>DisplayPort 1.2: - up to 4096x2160 x 30 bpp @ 60Hz</p> <p>Dual Link DVI(I) (requires adapter cable): - up to 2560 x 1600 x 32 bpp @ 60Hz</p> <p>Single Link-DVI(I)(requires adapter): - up to 1920 x 1200 x 32 bpp @ 60Hz</p> <p>VGA(requires adapter): - up to 1920 x 1200 x 32 bpp @ 60Hz</p> <p>Display Output 2 x DisplayPort® 1.2</p> <p>Shading Architecture Shader Model 5.0</p> <p>Supported Graphics APIs OpenCL™ 1.2, DirectX® 11 and OpenGL 4.4</p> <p>Available Graphics Windows 8.1 (64-bit and 32-bit)</p>
---------------------------------------	---

Technical Specifications - Graphics

Drivers

Windows 7 (64-bit and 32-bit)
 Red Hat Enterprise Linux (RHEL)
 SUSE Linux Enterprise Desktop 11 (64-bit and 32-bit)
 Ubuntu

HP qualified drivers may be preloaded or available from the HP support Web site:

<http://welcome.hp.com/country/us/en/support.html>

NOTE: Depending on the card model, native DisplayPort™ connectors and/or certified DisplayPort™ active or passive adapters to convert your monitor's native input to your card's DisplayPort™ or Mini-DisplayPort™ connector(s) may be required. See www.amd.com/firepro for details.

AMD FirePro W5100 4GB Graphics

Form Factor

Full height, single slot (6.75" X 4.376")

Graphics Controller

AMD FirePro W5100 graphics
 GPU Frequency: 930Mhz
 GPU: 768 Stream Processors organized into 12 Compute Units
 Power: <75 Watts
 Cooling: Active

Bus Type

PCI Express® x16, Generation 3.0

Memory

4GB GDDR5 memory
 Memory Bandwidth: up to 96 GB/s
 Memory Width: 128 bit

Connectors

4x Display Port 1.2 connectors with HBR2 and MST support.

Factory Configured: No video cable adapter included
 After market option kit: No video cable adapter included

Additional DisplayPort-to-VGA or DisplayPort-to-DVI adapters are available as Factory Configuration or Option Kit accessories.

Maximum Resolution

DisplayPort:
 - 4096x2160 @24bpp 60Hz

Dual Link DVI:
 - 2560x1600 (requires DP to DL-DVI adapter)

Single Link DVI:
 - 1920x1200 (requires DP to DVI adapter)

VGA:
 - 1920x1200 (requires DP to VGA adapter)

Image Quality Features

Advanced support for 8-bit, 10-bit, and 16-bit per RGB color component.
 High bandwidth scaler for high quality up and downscaling

Technical Specifications - Graphics

Display Output	<p>Max number of monitors supported using DisplayPort 1.2a:</p> <ul style="list-style-type: none"> - 4 direct attached monitors - 6 using DP 1.2a with MST and HBR2 enabled monitors <p>Monitor chaining from a single DisplayPort (subject to a max of 6 total monitors across all outputs, requires use of DisplayPort enabled monitors supporting MST and HBR2):</p> <ul style="list-style-type: none"> - one 4096x2160 display - two 2560x1600 displays - four 1920x1200 displays
Shading Architecture	Shader Model 5.0
Supported Graphics APIs	<p>OpenGL 4.4 OpenCL 1.2 and 2.0 DirectX 11.2 / 12 AMD Mantle</p>
Available Graphics Drivers	<p>Windows 8.1 / 8 (64-bit and 32-bit) Windows® 7 (64-bit and 32-bit) Linux</p> <p>HP qualified drivers may be preloaded or available from the HP support Web site: http://welcome.hp.com/country/us/en/support.html</p>
Notes	<p>1. AMD Eyefinity technology supports up to six DisplayPort™ monitors on an enabled graphics card. Supported display quantity, type and resolution vary by model and board design; confirm specifications with manufacturer before purchase. To enable more than two displays, or multiple displays from a single output, additional hardware such as DisplayPort-ready monitors or DisplayPort 1.2 MST-enabled hubs may be required. A maximum of two active adapters is recommended for consumer systems. See www.amd.com/eyefinityfaq for full details.</p>
Form Factor	Full height, single slot (6.75" X 4.376")

NVIDIA Quadro K4200 4GB Graphics

Form Factor	<p>4.376" H x 9.5" L Single Slot, Full Height Weight: ~458 grams (without extender)</p>
Graphics Controller	<p>NVIDIA Quadro K4200 Graphics Card Kepler GK104 GPU 1344 CUDA cores Max Power: 108 Watts</p>
Bus Type	PCI Express 2.0 x16
Memory	<p>4 GB GDDR5, 2700 MHz 256-bit memory I/O path 173 GB/s memory bandwidth</p>
Connectors	<p>1 DL-DVI(I) output, 2 DisplayPort outputs CTO: No video cable adapter included</p>

Technical Specifications - Graphics

	<p>AMO: One DP-to-DVI adapter included with card</p> <p>Additional DVI-to-VGA, DisplayPort-to-VGA or DisplayPort-to-DVI adapters are available as accessories</p>
Maximum Resolution	<p>DisplayPort:</p> <ul style="list-style-type: none"> - up to 3840 x 2160 x 30 bpp @ 60Hz - supports High Bit Rate 2 (HBR2) and Multi-Stream Transport (MST)
Image Quality Features	<p>DL-DVI(I) output:</p> <ul style="list-style-type: none"> - up to 2560 x 1600 x 32 bpp @ 60Hz • 10-bit internal display processing pipeline • 10-bit scan-out support
Display Output	<p>VGA:</p> <ul style="list-style-type: none"> - requires use of DVI-to-VGA and/or DP-to-VGA video cable adapters - 400 MHz integrated RAMDAC - Max resolution: 2048 x 1536 x 32 bpp @ 85 Hz <p>DL-DVI(I):</p> <ul style="list-style-type: none"> - Max resolution: 2560 x 1600 x 32 bpp @ 60 Hz <p>SL-DVI(I):</p> <ul style="list-style-type: none"> - Max resolution: 1920 x 1200 x 32 bpp @ 60 Hz <p>DisplayPort:</p> <ul style="list-style-type: none"> - Supports HBR2 and MST - Max resolution: 3840 x 2160 x 30 bpp @ 60 Hz (only one monitor can be connected to a Quadro K4200 DisplayPort connector at this resolution) - Max number of DisplayPort daisy-chained monitors or hub connected monitors from a single Quadro K4200 DisplayPort connector: 4 with maximum resolution of 1920 x 1200 <p>HDMI:</p> <ul style="list-style-type: none"> - Requires use of DP-to-HDMI cable - Max Resolution: 1920 x 1080 x 32 bpp @ 60Hz <p>Maximum number of monitors across all available Quadro K4200 outputs is 4.</p>
Shading Architecture	Full Microsoft DirectX 11 Shader Model 5.0
Supported Graphics APIs	<p>OpenGL 4.4</p> <p>DirectX 11.1</p> <p>API support includes:</p> <p>CUDA C, CUDA C++, DirectCompute 5.0, OpenCL, Java, Python, and Fortran</p>
Available Graphics Drivers	<p>Microsoft Windows 8.1</p> <p>Microsoft Windows 8</p> <p>Microsoft Windows 7</p> <p>Linux</p>
	<p>HP qualified drivers may be preloaded or available from the HP support Web site:</p> <p>http://welcome.hp.com/country/us/en/support.html</p>
Notes	<ol style="list-style-type: none"> 1. Quadro K4200 offered as CTO does not include a video cable adapter. Video cable adapters must be ordered separately.

Technical Specifications - Graphics

2. Quadro K4200 offered as AMO includes one DP-to-DVI video cable adapter. Additional cables must be ordered separately.
3. A total maximum of 4 active monitors are supported across all display output types. This may be accomplished by using daisy chained DisplayPort 1.2 displays or a DisplayPort 1.2 hub device.
4. A DisplayPort hub device may be used to connect multiple DisplayPort monitors to a single Quadro K4200 DisplayPort output. A DisplayPort hub device may be used to connect multiple DisplayPort monitors to a single Quadro K4000 DisplayPort output.

NVIDIA Quadro K5200 8GB Graphics	Form Factor	4.376" H x 10.5" L Dual Slot Weight: ~880 grams (without extender)
	Graphics Controller	NVIDIA Quadro K5200 GK110 GPU 2304 CUDA cores Max Power: 150 Watts
	Bus Type	PCI Express 3.0 x16
	Memory	8GB GDDR5 256-bit memory I/O path 192GB/s memory bandwidth
	Connectors	DVI-I (1), DVI-D (1), DP (2) Factory configured option: No adapter included with card. Option Kit: No adaptor included with card.
	Image Quality Features	DVI to VGA, DisplayPort to VGA, DisplayPort to DVI, and DisplayPort to Dual-Link DVI adapters available as accessories <ul style="list-style-type: none"> • DisplayPort with Multi-Stream Technology (MST) and High Bit Rate 2 (HBR2), HDMI 1.4, and HDCP support • NVIDIA 3D Vision™ technology
	Display Output	400 MHz integrated RAMDAC <ul style="list-style-type: none"> • Maximum resolution over VGA (through DVI to VGA cable): 2048 × 1536 × 32 bpp at 85 Hz Dual-link internal TMDS (DVI 1.0) <ul style="list-style-type: none"> • Maximum resolution over digital port (single GPU and SLI mode): 2560 × 1600 × 32 bpp at 60 Hz (reduced blanking) Single-link internal TMDS (DVI 1.0) <ul style="list-style-type: none"> • Maximum resolution over digital port (single GPU and SLI mode): 1920 × 1200 × 32 bpp at 60 Hz (reduced blanking) DisplayPort with MST and HBR2. <ul style="list-style-type: none"> • Maximum resolution: 4096 × 2160 × 30 bpp at 60Hz • Maximum resolution: 2560 × 1600 × 30 bpp at 120Hz HDMI <ul style="list-style-type: none"> • Maximum resolution: 1920 × 1080 × 32 bpp at 60Hz

Technical Specifications - Graphics

Shading Architecture	Shader model 5.0 Support
Supported Graphics APIs	OpenGL 4.4 DirectX 11
Available Graphics Drivers	API support for NVIDIA's CUDA™ C, CUDA C++, DirectCompute 5.0, OpenCL, Java, Python, Fortran Windows 8 Genuine Windows 7 Professional (64-bit and 32-bit) Red Hat Enterprise Linux (RHEL) 6 Desktop/Workstation (64-bit) Red Hat Enterprise Linux (RHEL) 7 Desktop/Workstation SUSE Linux Enterprise Desktop 11 SP3 (64-bit)
Note	HP qualified drivers may be preloaded or available from the HP support Web site: http://welcome.hp.com/country/us/en/support.html <ol style="list-style-type: none"> 1. NVIDIA GRID VGX Pass Through feature supported on NVIDIA Quadro K5200 to enable direct mapping of GPU to Virtual Machine. 2. No display output adapter included.

NVIDIA Quadro K6000 12GB Graphics

Form Factor	4.376" H x 10.5" L Dual Slot Power: 234 Watts Weight: ~880 grams
Graphics Controller	NVIDIA Quadro K6000 Graphics Card based on the GK180 GPU Core Count: 2880 Base Clock: 797 MHz Boost Clock: 902 MHz
Bus Type	PCI Express 3.0 x16
Memory	12GB GDDR5 384-bit memory I/O path 288 GB/s memory bandwidth ECC Memory
Connectors	DVI-I (1), DVI-D (1), DP (2), Optional 3D Stereo bracket with 3-pin mini-DIN connector. Factory configured option: No adapter included with card. Option Kit: No adaptor included with card.
Image Quality Features	DVI to VGA, DisplayPort to VGA, DisplayPort to DVI, and DisplayPort to Dual-Link DVI adapters available as accessories. <ul style="list-style-type: none"> • DisplayPort with Multi-Stream Technology (MST) and High Bit Rate 2 (HBR2), HDMI 1.4, and HDCP support • NVIDIA 3D Vision™ technology • NVIDIA Premium Mosaic and nView
Display Output	400 MHz integrated RAMDAC <ul style="list-style-type: none"> • Maximum resolution over VGA (through DVI to VGA cable): 2048 ×

Technical Specifications - Graphics

1536 × 32 bpp at 85 Hz

Dual-link internal TMDS (DVI 1.0)

- Maximum resolution over digital port (single GPU and SLI mode): 2560 × 1600 × 32 bpp at 60 Hz (reduced blanking)

Single-link internal TMDS (DVI 1.0)

- Maximum resolution over digital port (single GPU and SLI mode): 1920 × 1200 × 32 bpp at 60 Hz (reduced blanking)

DisplayPort with MST and HBR2.

- Maximum resolution: 3840 × 2160 × 36 bpp at 60Hz

HDMI

- Maximum resolution: 1920 × 1080 × 32 bpp at 60Hz

Shading Architecture

Shader Model 5.0
Full IEEE 754-2008 32-bit and 64-bit precision

Supported Graphics APIs

Full OpenGL 4.3
Full DirectX 11
CUDA API support includes:
CUDA C, CUDA C++, DirectCompute 5.0, OpenCL, Java, Python, and Fortran

Available Graphics Drivers

Windows 8
Windows 7 Professional (64-bit and 32-bit)
Red Hat Enterprise Linux (RHEL) 6 Desktop/Workstation
SUSE Linux Enterprise Desktop 11 (64-bit and 32-bit)

HP qualified drivers may be preloaded or available from the HP support Web site:

<http://welcome.hp.com/country/us/en/support.html>

Note

1. NVIDIA GRID VGX Pass Through feature supported on NVIDIA Quadro K6000 to enable direct mapping of GPU to Virtual Machine.
2. No display output adapter included.

Technical Specifications - Graphics

NVIDIA Quadro M6000 12GB Graphics	Form Factor	4.42" H x 10.5" L Dual Slot Power: 250 Watts Weight: ~1030 grams
	Graphics Controller	NVIDIA Quadro M6000 Graphics Card based on the GM200 GPU Core Count: 3072 Base Clock: 1026 MHz Boost Clock: 1152 MHz Idle Clock: 324 MHz
	Bus Type	PCI Express 3.0 x16
	Memory	12GB GDDR5 384-bit memory I/O path 317 GB/s memory bandwidth ECC Memory (disabled by default)
	Connectors	DP (x4) DL-DVI(I) 3-pin mini-DIN connector SLI connector Quadro Sync connector One 8-pin auxiliary power connector
		Factory configured option: No adapter included with card. Option Kit: No adaptor included with card.
		DVI to VGA, DisplayPort to VGA, DisplayPort to DVI, and DisplayPort to Dual-Link DVI adapters available as accessories.
Image Quality Features	<ul style="list-style-type: none"> • DisplayPort with Multi-Stream Technology (MST) and High Bit Rate 2 (HBR2), HDMI 1.4, and HDCP 1.3 support • NVIDIA 3D Vision™ technology • NVIDIA Premium Mosaic and nView 	
Display Output	<p>400 MHz integrated RAMDAC</p> <ul style="list-style-type: none"> • Maximum resolution over VGA (through DVI to VGA cable): 2048 × 1536 × 32 bpp at 85 Hz <p>Dual-link internal TMDS (DVI 1.0)</p> <ul style="list-style-type: none"> • Maximum resolution over digital port (single GPU and SLI mode): 2560 × 1600 × 32 bpp at 60 Hz (reduced blanking) <p>Single-link internal TMDS (DVI 1.0)</p> <ul style="list-style-type: none"> • Maximum resolution over digital port (single GPU and SLI mode): 1920 × 1200 × 32 bpp at 60 Hz (reduced blanking) <p>DisplayPort 1.2 with MST and HBR2.</p> <ul style="list-style-type: none"> • Maximum pixel clock: 592 MPixel/s • Maximum bandwidth: 17.2 Gbps • Example maximum resolution: 4096 × 2160 × 30 bpp at 60Hz <p>HDMI</p>	

Technical Specifications - Graphics

- Maximum resolution: 4096 × 2160 × 8 bpp at 60Hz

Shading Architecture	Shader Model 5.0
Supported Graphics APIs	Full OpenGL 4.4 Full DirectX 12 API support includes: CUDA C, CUDA C++, DirectCompute 5.0, OpenCL, Java, Python, and Fortran
Available Graphics Drivers	Windows 8.1 Windows 8 Windows 7 Professional Linux HP qualified drivers may be preloaded or available from the HP support Web site: http://www8.hp.com/us/en/drivers.html

Notes	<ol style="list-style-type: none"> 1. NVIDIA GRID VGX Pass Through feature supported on NVIDIA Quadro M6000 to enable direct mapping of GPU to Virtual Machine. 2. No display output adapter included. 3. For HP Z840 Workstation configurations, the 1125W power supply option must be used.
--------------	--

AMD FirePro W7100 8GB Graphics

Form Factor	Full height, single slot (9.5" X 4.376")
Graphics Controller	AMD FirePro W7100 graphics GPU: 1792 Stream Processors organized into 28 Compute Units Power: <75 Watts Cooling: Active
Bus Type	PCI Express® x16, Generation 3.0
Memory	8GB GDDR5 memory Memory Bandwidth: up to 176 GB/s Memory Width: 256 bit
Connectors	4x Display Port 1.2a connectors with HBR2 and MST support. Factory Configured: No video cable adapter included After market option kit: No video cable adapter included Additional DisplayPort-to-VGA or DisplayPort-to-DVI adapters are available as Factory Configuration or Option Kit accessories.
Maximum Resolution	DisplayPort: - 4096x2160 @24bpp 60Hz Dual Link DVI:

Technical Specifications - Graphics

- 2560x1600 (requires DP to DL-DVI adapter)

Single Link DVI:

- 1920x1200 (requires DP to DVI adapter)

VGA:

- 1920x1200 (requires DP to VGA adapter)

Image Quality Features Advanced support for 8-bit, 10-bit, and 16-bit per RGB color component. High bandwidth scaler for high quality up and downscaling

Display Output Max number of monitors supported using DisplayPort 1.2a:
- 4 direct attached monitors
- 6 using DP 1.2a with MST and HBR2 enabled monitors

Monitor chaining from a single DisplayPort (subject to a max of 6 total monitors across all outputs, requires use of DisplayPort enabled monitors supporting MST and HBR2):
- one 4096x2160 display
- two 2560x1600 displays
- four 1920x1200 displays

Shading Architecture Shader Model 5.0

Supported Graphics APIs OpenGL 4.4
OpenCL 1.2 and 2.0
DirectX 11.2 / 12
AMD Mantle

Available Graphics Drivers Windows 8.1 / 8 (64-bit and 32-bit)
Windows® 7 (64-bit and 32-bit)
Linux

HP qualified drivers may be preloaded or available from the HP support Web site:

<http://welcome.hp.com/country/us/en/support.html>

Notes

1. AMD Eyefinity technology supports up to six DisplayPort™ monitors on an enabled graphics card. Supported display quantity, type and resolution vary by model and board design; confirm specifications with manufacturer before purchase. To enable more than two displays, or multiple displays from a single output, additional hardware such as DisplayPort-ready monitors or DisplayPort 1.2 MST-enabled hubs may be required. See www.amd.com/eyefinityfaq for full details.
2. OpenGL 4.4 support available with driver 14.301.xxx or later.
3. OpenCL 2.0 support planned in driver updates for early 2015.
4. For HP Z440 Workstation configurations, the HP Z4 Fan and Front Card Guide Kit, which is available both CTO (G8T99AV) and AMO (J9P80AA), is required.

Technical Specifications - High Performance GPU Computing

HIGH PERFORMANCE GPU COMPUTING

NVIDIA Tesla K40 Workstation Compute Processor

Form Factor

Size: 4.376 inches by 10.5 inches
Slots: Dual Slot
Power Connectors: One 6-pin and one 8-pin
Weight: ~826 grams

System Interface

PCI Express Gen3 ×16

Video Outputs

None.

Memory

12GB GDDR5,
memory path: 384-bit
memory clock: 3Ghz

Peak Memory Bandwidth

288 GB/s

Supported APIs

CUDA, OpenACC, OpenCL 1.2 API support includes:
C, C++, Java, Python, and Fortran

Supported Operating Systems

Windows 8 (64-bit)
Genuine Windows 7 Professional (64-bit)
Red Hat Enterprise Linux (RHEL) 5, 6 Desktop/Workstation (64-bit)
SUSE Linux Enterprise Desktop 11 (64-bit)

HP qualified drivers may be preloaded or available from the HP support
Web site:

<http://welcome.hp.com/country/us/en/support.html>

Novell SUSE Linux Enterprise drivers may also be obtained from:

<ftp://download.nvidia.com/novell> or <http://www.nvidia.com>

Processor Cores

GK110B GPU
Base Clock: 745 MHz
Boost Clock: up to 875 MHz
2888 CUDA cores

Power Consumption

~235 Watts

NOTE: A 1125W PSU is required for any K40 configuration on the Z820

Technical Specifications - Optical and Removable Storage

OPTICAL AND REMOVABLE STORAGE

HP 9.5mm Slim SuperMulti DVD Writer

Description	9.5mm height, tray-load	
Mounting Orientation	Either horizontal or vertical	
Interface Type	SATA/ATAPI	
Dimensions (WxHxD)	128 x 9.5 x 127mm	
Supported Media Types	DVD-RAM DVD+R DVD+RW DVD+R DL DVD-R DL DVD-R DVD-RW CD-R CD-RW	
Disc Capacity	DVD-ROM	8.5 GB DL or 4.7 GB standard
	Full Stroke DVD	< 200 ms (seek)
	Full Stroke CD	< 200 ms (seek)
Maximum Data Transfer Rates	CD ROM Read	CD-ROM, CD-R Up to 24X CD-RW Up to 24X
	DVD ROM Read	DVD-RAM Up to 8X DVD+RW Up to 8X DVD-RW Up to 8X DVD+R DL Up to 8X DVD-R DL Up to 8X DVD-ROM Up to 8X DVD-ROM DL Up to 8X DVD+R Up to 8X DVD-R Up to 8X
Power	Source	SATA DC power receptacle
	DC Power Requirements	5 VDC ± 5%-100 mV ripple p-p
	DC Current	5 VDC -< 800 mA typical, <1600 mA maximum
Operating Environmental (all conditions non-condensing)	Temperature	41° to 122° F (5° to 50° C)
	Relative Humidity	10% to 80%
	Maximum Wet Bulb Temperature	84° F (29° C)
Operating Systems Supported	Windows 8.1, Windows 8 32-bit and 64-bit, Windows 7 Professional 32-bit and 64-bit, Windows Vista Business 64*, Windows Vista Business 32*, Windows Vista Home Basic 32*, Windows 2000, Windows XP Professional or Windows XP Home 32*. Red Hat Enterprise Linux(RHEL) WS4**, 5, 6 Desktop/Workstation SUSE Linux Enterprise Desktop 10 & 11	
	No driver is required for this device. Native support is provided by the operating system.	

Technical Specifications - Optical and Removable Storage

Kit Contents 9.5mm Slim SuperMulti DVD Writer, 5.25" ODD Bay adapter/carrier, slim SATA data/power cable, installation guide

HP 9.5mm Slim DVD-ROM Drive	Description	9.5mm height, tray-load		
	Mounting Orientation	Either horizontal or vertical		
	Interface Type	SATA / ATAPI		
	Dimensions (WxHxD)	128 x 9.5 x 127mm		
	Disc Capacity	DVD-ROM	Single layer: Up to 4.7 GB Double layer: Up to 8.5 GB	
	Access Times	DVD-ROM Single Layer	< 110 ms (typical)	
		CD-ROM Mode 1	< 110 ms (typical)	
		Full Stroke DVD	< 230 ms (typical)	
		Full Stroke CD	< 220 ms (typical)	
	Power	Source	SATA DC power receptacle	
DC Power Requirements		5 VDC ± 5%-100 mV ripple p-p		
DC Current		5 VDC – <800mA typical, < 1600 mA maximum		
Operating Environmental (all conditions non-condensing)	Temperature	41° to 122° F (5° to 50° C)		
	Relative Humidity	10% to 80%		
	Maximum Wet Bulb Temperature	84° F (29° C)		
Operating Systems Supported	Windows 8.1, Windows 8 32-bit and 64-bit, Windows 7 Professional 32-bit and 64-bit, Windows Vista Business 64*, Windows Vista Business 32*, Windows Vista Home Basic 32*, Windows 2000, Windows XP Professional or Windows XP Home 32*.			
	Red Hat Enterprise Linux(RHEL) WS4**, 5, 6 Desktop/Workstation SUSE Linux Enterprise Desktop 10 & 11			
		No driver is required for this device. Native support is provided by the operating system.		
	Kit Contents	9.5mm Slim DVD-ROM Drive, 5.25" ODD Bay adapter/carrier, slim SATA data/power cable, installation guide		

HP 9.5mm Slim BDXL Blu-Ray Writer	Description	9.5mm height, tray-load
	Mounting Orientation	Either horizontal or vertical
	Interface Type	SATA/ATAPI
	Dimensions (WxHxD)	128 x 9.5 x 127mm
	Supported Media Types	BD-ROM
		BD-R
BD-RE		
DVD-RAM		
DVD+R		
	DVD+RW	
	DVD+R DL	
	DVD-R DL	

Technical Specifications - Optical and Removable Storage

	DVD-R DVD-RW CD-R CD-RW	
Disc Capacity	DVD-ROM Blu-ray	8.5 GB DL or 4.7 GB standard 25 GB (single-layer) 50 GB (dual-layer) 100/128 GB (BDXL)
	Full Stroke DVD Full Stroke CD Blu-ray Startup Time	< 230 ms (seek) < 220 ms (seek) < 230 ms (seek) (Full Stroke Blu-ray) (Time to drive ready from tray loading)
		BD-ROM (SL/DL) 25S / 28S BD-R (SL/DL) 25S / 28S BD-RE (SL/DL) 25S / 28S DVD-ROM (SL/DL) 18S / 18S DVD-R (SL/DL) 25S / 25S DVD-RW 25S DVD+R (SL/DL) 25S / 25S DVD+RW 25S DVD-RAM 45S CD-ROM 15S
Maximum Data Transfer Rates	CD ROM Read DVD ROM Read Blu-ray	CD-ROM, CD-R Up to 24X CD-RW Up to 24X DVD-RAM Up to 8X DVD+RW Up to 8X DVD-RW Up to 8X DVD+R DL Up to 8X DVD-R DL Up to 8X DVD-ROM Up to 8X DVD-ROM DL Up to 8X DVD+R Up to 8X DVD-R Up to 8X BD-ROM Up to 6X BD-ROM DL Up to 6X BD-R Up to 6X BD-R DL Up to 6X BD-R Up to 6X BD-RE SL/DL Up to 6X
Power	Source DC Power Requirements DC Current	SATA DC power receptacle 5 VDC ± 5%-100 mV ripple p-p 5 VDC -900 mA typical, 2000mA maximum
Operating Environmental (all conditions non-condensing)	Temperature Relative Humidity Maximum Wet Bulb Temperature	41° to 122° F (5° to 50° C) 10% to 80% 84° F (29° C)
Operating Systems	Windows 8.1, Windows 8 32-bit and 64-bit, Windows 7 Professional 32-bit	

Technical Specifications - Optical and Removable Storage

Supported and 64-bit, Windows Vista Business 64*, Windows Vista Business 32*, Windows Vista Home Basic 32*, Windows 2000, Windows XP Professional or Windows XP Home 32*.
Red Hat Enterprise Linux(RHEL) WS4**, 5, 6 Desktop/Workstation
SUSE Linux Enterprise Desktop 10 & 11

No driver is required for this device. Native support is provided by the operating system.

Kit Contents 9.5mm Slim BDXL Blu-Ray Writer, 5.25" ODD Bay adapter/carrier, slim SATA data/power cable, installation guide

As Blu-ray is a new format containing new technologies, certain disc, digital connection, compatibility and/or performance issues may arise, and do not constitute defects in the product. Flawless playback on all systems is not guaranteed. In order for some Blu-ray titles to play, they may require a DVI or HDMI digital connection and your display may require HDCP support. HD-DVD movies cannot be played on this workstation.

HP DX115 Removable Drive Enclosure

Interface Type Compatible with SAS or SATA controllers. Offers 6Gb/s performance when used with 6Gb/s HDDs.

Dimensions (WxHxD) 147.6mm W x 41.1mm H x 205mm L (5.81" W x 1.62" H x 8.08" L)

Approvals Frame and Carrier: 1.73 kg (3.8 lbs.)
Carrier: 0.45 kg (1 lbs.)

HP 15-in-1 Media Card Reader

Description Supports hardware ECC (Error Correction Code) function
Supports hardware CRC (Cyclic Redundancy Check) function
Supports MS 4-bit parallel transfer mode
Supports MS-PRO 4-bit parallel transfer mode
Supports MS PRO-HG Duo 4-bit parallel transfer mode
Supports SD 4-bit parallel transfer mode
Supports UHS-104 SD 4-bit card (version 3.0)
Supports CF v6.0 with PIO mode 6 and Ultra DMA 7 mode

Interface Type USB 3.0 High-speed interface
Note: If there is a USB2 connection, USB2 transfer speeds are supported.

Dimensions (WxHxD) 4.9 x 4 x 1 in (124.5 x 101.6 x 25.4 mm) Fits conveniently in the 5.25" drive bay.

Supported Media Types CompactFlash Type I
CompactFlash Type II
Microdrive
Secure Digital Card (SD)
Secure Digital High Capacity (SDHC)
SD Extended Capacity Memory Card (SDXC)
SD Ultra High Speed II(SD UHSII)
Memory Stick
Memory Stick Select
Memory Stick Duo (MS Duo)
Memory Stick PRO (MS PRO)
Memory Stick PRO Duo (MS PRO Duo)
Memory Stick PRO-HG Duo

Technical Specifications - Optical and Removable Storage

MagicGate Memory Stick (MG)
MagicGate Memory Stick Duo

These additional media types are supported with a card adapter.

Memory Stick Micro (M2)
miniSD
miniSD High Capacity
Micro SD Memory Card (MicroSD)
Micro SD High Capacity Memory Card (MicroSDHC)

Operating Systems Supported

Test Parameters/Conditions - Power applied, unit operating on system $\pm 5\%$

Windows 8 Pro (64-bit)*
Windows 8.1 (64-bit)*
Windows 8 (64-bit)*
Windows 7 Ultimate (32-bit)**
Windows 7 Ultimate (64-bit)**
Windows 7 Professional (32-bit)**
Windows 7 Professional (64-bit)**
Windows 7 Home Basic**
Windows 7 Home Premium (32-bit)**
Windows 7 Home Premium (64-bit)**
Windows Vista Business 64
Windows Vista Business 32
Windows Vista Home Basic 32
Windows XP Professional
Windows XP Home 32

No driver is required for this device. Native support is provided by the operating system.

Not all features are available in all editions of Windows 8. Systems may require upgraded and/or separately purchased hardware, drivers and/or software to take full advantage of Windows 8 functionality. See <http://www.microsoft.com>.

Not all features are available in all editions of Windows 7. This system may require upgraded and/or separately purchased hardware to take full advantage of Windows 7 functionality.

See <http://www.microsoft.com/windows/windows-7/> for details.

Kit Contents

Windows 8 Pro (64-bit)*
Windows 8.1 (64-bit)*
Windows 8 (64-bit)*
Windows 7 Ultimate (32-bit)**
Windows 7 Ultimate (64-bit)**
Windows 7 Professional (32-bit)**
Windows 7 Professional (64-bit)**
Windows 7 Home Basic**
Windows 7 Home Premium (32-bit)**
Windows 7 Home Premium (64-bit)**
Windows Vista Business 64
Windows Vista Business 32
Windows Vista Home Basic 32
Windows XP Professional
Windows XP Home 32

No driver is required for this device. Native support is provided by the operating system.

Technical Specifications - Optical and Removable Storage

Not all features are available in all editions of Windows 8. Systems may require upgraded and/or separately purchased hardware, drivers and/or software to take full advantage of Windows 8 functionality. See <http://www.microsoft.com>.

Not all features are available in all editions of Windows 7. This system may require upgraded and/or separately purchased hardware to take full advantage of Windows 7 functionality.

See <http://www.microsoft.com/windows/windows-7/> for details.

Approvals

USB-IF, WHQL, Compliant with USB Mass Storage Class Bulk only Transport Specification Rev. 1.0,
Compliant Intel Front Panel I/O Connectivity Design Guide V. 1.3, FCC, CE, BSMI, C-Tick, VCCI, MIC, cUL, TUVT

Weight

0.35 lbs. (0.16 kg)

Technical Specifications – Controller Cards

CONTROLLER CARDS

HP IEEE 1394b FireWire PCIe Card	Data Transfer Rate	Supports up to 800 Mb/s	
	Devices Supported	IEEE-1394 compliant devices	
	Bus Type	PCIe card full height PCIe slots	
	Ports	Two IEEE-1394b bilingual 9-Pin connectors (Rear)	
	Internal Connectors	One 10-Pin Header connector	
	System Requirements	Windows 8.1 64-bit, Windows 7 Professional 32-bit and 64-bit, SLED 11 and RHEL 6. Intel i5 series or higher processor, min 2GB of RAM, 20GB Hard Drive, CD-ROM drive, built in sound system, Available PCIe slot.	
	Temperature – Operating	50° to 131° F (10° to 55° C)	
	Temperature – Storage	-22° to 140° F (-30° to 60° C)	
	Relative Humidity – Operating	20% to 80%	
	Compliances	FCC Part 15B, cULus 60950, CE Mark EN55022B(1995)/EN55024-1998 STD, Taiwan BSMI CNS13438, Korea MIC	
	Operating Systems Supported	Windows 8.1 64-bit, Windows 7 Professional 32-bit and 64-bit	
	HP Thunderbolt-2 PCIe 1-port I/O Card	Data Transfer Rate	Supports up to 20 Gb/s (20,000 Mb/s)
		Devices Supported	Thunderbolt™ certified devices
Bus Type		PCIe card, full or half height PCIe slots	
Ports		One Thunderbolt™ 2 external 20-Pin output connectors (Rear) One full size DisplayPort input connector (Rear)	
Internal Connectors		One 5-Pin header connector	
System Requirements		Genuine Windows 7 Professional 64-bit, Genuine Windows 8.1 64-bit, Intel i5 series or higher processor, 4-GB RAM, 20-GB Hard Drive, available PCIe slot.	
Temperature - Operating		50° to 131° F (10° to 55° C)	
Temperature - Storage		-22° to 140° F (-30° to 60° C)	
Relative Humidity - Operating		20% to 80%	
Compliances		FCC Part 15B, cULus 60950, CE Mark EN55022B(1995)/EN55024-1998 STD, Taiwan BSMI CNS13438, Korea MIC	
Operating Systems Supported		Genuine Windows 7 Professional 64-bit, Genuine Windows 8.1 64-bit..	
Kit Contents		HP Thunderbolt™ 2 PCIe 1-port I/O Card, full height and half height bracket, DisplayPort to DisplayPort cable, internal header cables (2), user documentation and warranty card.	

Technical Specifications - Networking and Communications

NETWORKING AND COMMUNICATIONS

Integrated Intel I218LM PCIe GbE Controller	Connector	RJ-45 (motherboard integration)
	Controller	Intel I218LM GbE platform LAN connect networking controller
	Memory	3 KB FIFO packet buffer memory (both Tx and Rx)
	Data Rates Supported	10/100/1000 Mbps
	Compliance	802.1as, 802.1p, 802.1Q, 802.3, 802.3ab, 802.3az, 802.3i, 802.3u, 802.3x, 802.3z
	Bus Architecture	PCI Express 1.1 (x1) and SMBus
	Data Transfer Mode	PCIe-based interface for active state operation (S0 state) and SMBus for host and management traffic (Sx low power state)
	Power Requirement	Requires 3.3V only (integrated regulators)
	Boot ROM Support	Yes
	Network Transfer Mode	Full-duplex; Half-duplex (not supported for the 1000BASE-T transceiver)
	Network Transfer Rate	10BASE-T (half-duplex) 10 Mbps 10BASE-T (full-duplex) 20 Mbps 100BASE-TX (half-duplex) 100 Mbps 100BASE-TX (full-duplex) 200 Mbps 1000BASE-T (full-duplex) 2000 Mbps
Management Capabilities	WOL, auto MDI crossover, PXE, Multi-port teaming, RSS, Advanced cable diagnostics AMT 9.1 support, vPro compliant	

HP X520 10GbE Dual Port Adapter	Hardware Certifications	FCC B, UL, CE, VCCI, BSMI, CTICK, KCC
--	--------------------------------	---------------------------------------

HP 10GbE SFP+ SR Transceiver	Operating Temperature	0C to 45C (32F to 113F)
	Operating Humidity	0% to 85%, noncondensing
	Dimensions (H x W x D)	0.47(h) x 0.54(w) x 2.19(d) inches (1.19 x 1.38 x 5.57 cm)

HP 10GbE SFP+ SR Transceiver	Connector	Two RJ-45
	Controller	Intel® Ethernet I350 Controller
	Data Rates Supported	10/100/1000 Mbps, Half- and full-duplex
	Compliance	802.3, 802.3u, 802.3x, 802.3ab, 802.3ad, 802.1p, 802.1Q, 802.3az, IEEE 1588 PCIe v2.0 standard RoHS (6 of 6) FCC (U.S. only) Class B DOC (Canada) Class B CE EN 55024, EN55022 Class B VCCI Class II UL 1950 CSA 950 EN 60950 CE ACPI 1.1a

Technical Specifications - Networking and Communications

	Microsoft WHQL (Windows Hardware Quality Labs)
Data Path Width	Four lane (x4) PCI Express compatible with x4, x8, and x16 PCI Express slots
Power Requirement	4.1W idle without EEE link partner 3.2W idle with EEE link partner 4.2W maximum
Network Transfer Rate	10BASE-T (half-duplex) 10 Mb/s 10BASE-T (full-duplex) 20 Mb/s 100BASE-TX (half-duplex) 100 Mb/s 100BASE-TX (full-duplex) 200 Mb/s 1000BASE-T (full-duplex) 2000 Mb/s
Operating Temperature	32° to 131° F (0° to 55° C)
Operating Humidity	10% to 95% non-condensing
Dimensions (H x W x D)	5.3 x 2.5 in (13.50cm x 6.4 cm) (without brackets)
Operating System Driver Support	Windows 7 Professional 32-bit and 64-bit. Red Hat Enterprise Linux(RHEL) WS4, 5, 6 Desktop/Workstation Novell SLED 10 & SLED 11
Kit Contents	HP 361T PCIe Dual Port Gigabit NIC PCA with a standard height bracket attached to it (the low profile bracket is included in the clamshell that the PCA ships in) Product Warranty statement and the Quick Install Card (QIC).

Intel X540-T2 10GbE Dual Port Adapter	Operating Temperature	32° to 131° F (0° to 55° C)
	Operating Humidity	5% to 95% non-condensing
	Dimensions (H x W x D)	Standard PCIe with full height bracket installed, half height bracket included. 0.7 x 2.7 x 6.0 in
Operating System Driver Support	The HP driver drop is a unified package that includes the X540-T2 driver. It is the same driver as is used for the 561T. Currently, it includes drivers for Win7-32, Win7-x64, Win8-x64, and Win81-x64.	
Kit Contents	Intel X540 10Gb Ethernet Dual port adapter, Installation guide, Warranty card.	
NOTES	Windows Server 2012 R2 , Windows Server 2012 , Windows 8 , Windows Server 2008 R2 , Windows 7 , Windows Server 2008 SP2 , Windows Vista SP2 , Windows Server 2003 R2 , Windows Server 2003 SP2 , Linux Stable Kernel version 3.x, 2.6,x , Red Hat Enterprise Linux 5, 6 , SUSE Linux Enterprise Server 10, 11 , FreeBSD 9 , VMware ESX/ESXi . Note: Not all OS's supported on all HP Z Workstations.	

HP 361T PCIe Dual Port Gigabit NIC	Connector	Two RJ-45
	Controller	Intel® Ethernet I350 Controller
	Data Rates Supported	10/100/1000 Mbps, Half- and full-duplex
	Compliance	802.3, 802.3u, 802.3x, 802.3ab, 802.3ad, 802.1p, 802.1Q, 802.3az, IEEE 1588 PCIe v2.0 standard RoHS (6 of 6) FCC (U.S. only) Class B DOC (Canada) Class B

Technical Specifications - Networking and Communications

CE EN 55024, EN55022 Class B
 VCCI Class II
 UL 1950
 CSA 950
 EN 60950
 CE
 ACPI 1.1a
 Microsoft WHQL (Windows Hardware Quality Labs)

Data Path Width Four lane (x4) PCI Express compatible with x4, x8, and x16 PCI Express slots

Power Requirement 4.1W idle without EEE link partner
 3.2W idle with EEE link partner
 4.2W maximum

Network Transfer Rate 10BASE-T (half-duplex) 10 Mb/s
 10BASE-T (full-duplex) 20 Mb/s
 100BASE-TX (half-duplex) 100 Mb/s
 100BASE-TX (full-duplex) 200 Mb/s
 1000BASE-T (full-duplex) 2000 Mb/s

Operating Temperature 32° to 131° F (0° to 55° C)

Operating Humidity 10% to 95% non-condensing

Dimensions (H x W x D) 5.3 x 2.5 in (13.50cm x 6.4 cm) (without brackets)

Operating System Driver Support Windows 7 Professional 32-bit and 64-bit.
 Red Hat Enterprise Linux(RHEL) WS4, 5, 6 Desktop/Workstation
 Novell SLED 10 & SLED 11

Kit Contents HP 361T PCIe Dual Port Gigabit NIC PCA with a standard height bracket attached to it (the low profile bracket is included in the clamshell that the PCA ships in)
 Product Warranty statement and the Quick Install Card (QIC).

Intel 7260 802.11 a/b/g/n PCIe WLAN NIC

Operating Humidity Operating 10% to 90% (non-condensing)
 Non-operating 5% to 95% (non-condensing)

Dimensions (H x W x D) Native HMC: 26.8 x 30.0 x 2.4 mm
 Carrier Card Assembly 3.3 x 4.7 in (84 x 119 mm)

Kit Contents PCIe x1 card with full height bracket, rf antenna, antenna cable, separate low profile bracket, software CD and warranty.

NOTES:

1. WLAN supplier's client utility is required for Cisco Compatible Extensions support with Microsoft Windows XP. WLAN may also be compatible with certain third-party software supplicants. WLAN supplier IHV extensions required for Cisco Compatible Extensions support for Microsoft Windows Vista.
2. Check latest software/driver release for updates on supported security features.
3. Maximum output power may vary by country according to local regulations.
4. In Power Save Polling mode and on battery power.
5. Receiver sensitivity is measured at a packet error rate of 8% for 802.11b (CCK modulation) and a packet error rate of 10% for 802.11a/g (OFDM modulation).

Summary of Changes

Date of change:	Version History:		Description of change:
August 21	V1	Added	Style and technical specifications,
October 1, 2014	From v1 to v2	Added	Cyberlink Power2Go on supported components: software, Foxit PhantomPDF Express to supported components: software, note to supported components: memory, Optical drives, DVD, BD-XL specs
		Changed	Processor table with corrected turbo specs for E5-1660v3, Declared Noise Emissions section, stable & consistent offerings, system technical specifications: system board, supported components: optical and removable storage, supported components: graphics, Zero-ed out Noise Emissions
		Removed	"Cyberlink MediaSuite" from supported components: software
January 1, 2015	From v2 to v3	Added	HP 256 GB SED Opal 2 SSD, AMD FirePro W7100 GPU, Intel X540 and Ubuntu OS
		Changed	OS Overview Section, Chassis Dimensions, Power Suply note and links
February 1, 2015	From v3 to v4	Added	Windows 8.1 EM, AMD FirePro W5100 4GB specs, HP DX115 notes
		Changed	Internal I/O USB from Overview and System Board sections
		Removed	NVIDIA Tesla K20c Compute Processor from High Performance GPU Computing
March 1, 2015	From v4 to v5	Added	OS Support, RAID Interfaces Support, 600 and 300 GB SAS 15K SFF HDD, 4TB SATA HDD
		Changed	Linux Installer Kit, Hard Drives description notes, ACPI support from BIOS section
April 1, 2015	From v5 to v6	Changed	Hard Drive and Memory Notes from Supported Components section. Memory Speed Supported and Memory Info from System Board section
May 1, 2015	From v6 to v7	Added	Integrated RAID for PCIe SSDs and note to Supported Hard Drive Controllers section
		Changed	Note 1 from Hard Drive Controllers
July 1, 2015	From v7 to v8	Added	1TB SATA 7200 rpm 8GB 3.5" SSHD (hybrid), NVIDIA Quadro M6000 12GB Graphics, 3Dconnexion CADMouse, HP 2.5in HDD/SSD 2-in-1 ODD Bay Bracket, Notes for Other software
		Changed	HP Optical Bay HDD Mounting Bracket, Notes for the Storage section
		Removed	600GB SAS 15K rpm 6Gb/s 3.5" HDD, 300GB SAS 15K rpm 6Gb/s 3.5" HDD,

© 2015 Hewlett-Packard Development Company, L.P. The information contained herein is subject to change without notice. The only warranties for HP products and services are set forth in the express warranty statements accompanying such products and services. Nothing herein should be construed as constituting an additional warranty. HP shall not be liable for technical or editorial errors or omissions contained herein. Intel, Xeon, and QuickPath are trademarks of Intel Corporation in the U.S. and other countries. Microsoft and Windows are U.S. registered trademarks of Microsoft Corporation.